



2021-2022 IUPUI BASKETBALL GAME NOTES

IUPUI

SCHEDULE/RESULTS

(1-12, 0-4 HORIZON)

Date	Opponent	Result/Time
Nov. 3	# Anderson (ESPN+)	W, 74-60
Nov. 9	at Butler (FS1 Whiparound)	L, 47-56
Nov. 11	at Evansville (ESPN3)	L, 40-60
Nov. 15	^ vs. Denver	L, 47-63
Nov. 16	^ vs. Texas A&M-CC	L, 59-65
Nov. 17	^ at UTSA	L, 57-60
Nov. 23	Spalding Univ. (ESPN+)	W, 61-41
Dec. 2	*Detroit Mercy (ESPN+)	L, 45-69
Dec. 4	*Oakland (ESPN+)	L, 45-78
Dec. 10	at Tennessee State (ESPN+)	L, 44-70
Dec. 16	Chicago State (ESPN+)	L, 55-61
Dec. 21	Morehead State (ESPN+)	L, 52-80
Dec. 30	*Cleveland State (ESPN+)	canceled
Jan. 1	*Purdue Fort Wayne (ESPN+)	canceled
Jan. 6	*at Northern Kentucky (ESPN+)	canceled
Jan. 8	*at Wright State (ESPN+)	L, 58-72
Jan. 10	*UIC (ESPN+)	L, 65-67

Jan. 13	*at Green Bay (ESPN+)	8:00 pm
Jan. 15	*at Milwaukee (ESPN+)	3:00 pm
Jan. 18	at Ohio State (BTN)	7:00 pm
Jan. 20	*Wright State (ESPN+)	7:00 pm
Jan. 22	*Northern Ky. (ESPN+)	12:00 pm
Jan. 27	*at Oakland (ESPN+)	7:00 pm
Jan. 29	*at Detroit Mercy (ESPN+)	1:00 pm
Feb. 3	*Youngstown State (ESPN+)	7:00 pm
Feb. 5	*Robert Morris (ESPN+)	12:00 pm
Feb. 10	*at Purdue Fort Wayne (ESPN+)	7:00 pm
Feb. 12	*at Cleveland State (ESPN+)	3:00 pm
Feb. 14	*at UIC (ESPN+)	8:00 pm
Feb. 17	*at Robert Morris (ESPN+)	7:00 pm
Feb. 19	*at Youngstown State (ESPN+)	2:00 pm
Feb. 24	*Milwaukee (ESPN+)	8:00 pm
Feb. 26	*Green Bay (ESPN+)	tba
Mar. 1	& HL Tourney - 1st Round	tba
Mar. 3	& HL Tourney - Quarterfinals	tba
Mar. 7	& HL Tourney - Semifinals	tba
Mar. 8	& HL Tourney - Championship	tba

home games listed in **bold**
 * denotes Horizon League games
 ^ 210 San Antonio Shootout (San Antonio, Texas)
 & denotes Horizon League Tournament games
 (quarterfinals on campus sites / semis and finals in Indy)

MEDIA COVERAGE

TV: ESPN+
Video Stream: ESPN+
Live Stats: IUPUIJags.com
Twitter: @IUPUIJaguars / @IUPUIMensBball

MBB CONTACT

Ed Holdaway - IUPUI Assistant AD
Email: eholdawa@iupui.edu
Twitter: @EdHoldaway
Cell: 317-908-2645

'03 NCAA TOURNAMENT, 2010 CBI, 2019 CIT

IUPUI (1-11, 0-3 HL) vs. **UIC** (4-8, 0-3 HL)

January 13, 2022 - 7:00 p.m. Central | Green Bay, Wisc. | Resch Center (10,200)

STAT BREAKDOWN

IUPUI				UIC			
NET	KenPom	RPI	BPI	NET	KenPom	RPI	BPI
357	355	358	356	340	321	342	340
51.9				61.4			
64.8				68.9			
-12.9				-7.5			
.380				.412			
.422				.462			
32.4 (-0.3)				31.4 (-0.7)			
.275				.254			
.325				.335			
.659				.758			
9.4				10.4			
17.2 (-3.3)				12.1 (-1.5)			

SERIES BREAKDOWN

Overall:	8-5
Crenshaw vs. GB:	0-0
at GB:	4-3
at IUPUI:	3-2
neutral:	1-0
Last Meeting:	Feb. 6, 2021
Outcome:	GB 79-72 (in Green Bay)
Streak:	GB has won 1

Opponent Stat Leaders	
Points:	Emmanuel Ansong (12.4 ppg)
Rebounds:	Emmanuel Ansong (5.3 rpg)
Assists:	Lucas Stieber (4.0 apg)
Threes Made:	Lucas Stieber (15)
Blocked Shots:	Donovan Ivory (12)
Steals:	Emmanuel Ansong (14)
Minutes Played:	Emmanuel Ansong (28.4 mpg)

THE JAGUARS

PROBABLE STARTERS (based on last game)

No.	Name	Yr.	Pos.	Ht.	Hometown	PPG	RPG	APG	FG%	3FG%	FT%
00	B.J. Maxwell	Gr.	G/F	6-5	Austin, Texas	11.7	4.9	0.6	.338	.246	.816
5	Nathan McClure	Jr.	G	6-4	Houston, Texas	4.2	4.2	0.8	.404	.226	.714
12	Azariah Seay	Sr.	G	6-4	Montgomery, Ala.	6.5	2.8	0.5	.395	.194	.765
25	Boston Stanton III	Fr.	G	6-5	Denver, Colo.	5.1	2.0	1.3	.274	.295	.583
24	Jonah Carrasco	Sr.	F	6-9	Wichita, Kan.	3.5	3.5	0.1	.500	---	.600

OFF THE BENCH

1	KJ Pruitt	Fr.	G	6-4	Lewisville, Texas	5.0	3.1	1.8	.413	.286	.615
2	Bobby Harvey	Sr.	G	6-3	Chicago, Ill.	4.2	2.6	0.8	.271	.323	.667
4	Bakari LaStrap	So.	G	6-0	Houston, Texas	6.5	1.5	2.4	.413	.385	.583
10	Mike DePersia	Jr.	G	5-11	Cherry Hill, N.J.	3.8	1.8	2.3	.370	.357	.455
23	Chuks Isitua	Fr.	F/C	6-11	Lagos, Nigeria	3.8	2.3	0.2	.576	---	.632
33	Dimitar Pandev	Sr.	F	6-10	Strumica, Macedonia	2.7	2.0	0.2	.522	.429	.556

QUICK HITTERS

- Sophomore guard **Bakari LaStrap** is averaging 12.7 points per game over his last three outings, including a career-high 16 (7-10 FG, 1-1 3FG, 1-2 FT) against UIC on Monday night (Jan. 10). He's also averaging 3.7 assists per game during that span and shooting 15-of-31 (.484) from the floor during the current stretch. LaStrap had just two career double-digit scoring games prior to his current three-game string in double-digits.
- With a rash of injuries in December, the IUPUI starting lineup and rotations has become a patchwork chore for first year head coach Matt Crenshaw. Of the 11 players who have seen action this season, 10 have now started at least one game as senior **Azariah Seay** was awarded his first start of the year against Morehead State on Dec. 21. Freshman **Boston Stanton III** is the lone IUPUI player to have started all 13 games while **B.J. Maxwell** has started 12 times and missed a game to injury.
- Of IUPUI's 11 active players, 10 have scored in double-figures in at least one game this season with senior **Jonah Carrasco** adding his name to that list on Monday night (Jan. 10). Carrasco had a perfect shooting night, hitting all four field goals and both of his free throws in tallying a career-high 10 points against UIC. The only player to have not scored in double-digits this season is junior guard **Mike DePersia**.
- Maxwell leads IUPUI in scoring (11.7 ppg), rebounding (4.9 rpg), minutes played (31.7 mpg), free throw percentage (81.6%) and threes made (15). Maxwell has led IUPUI in scoring in eight of his 12 appearances and had a career-high 20 points (6-11 FG, 3-4 3's, 5-5 FT) against Chicago State just before Christmas break.
- The IUPUI basketball team had a 3.23 grade point average for the fall with 10 of the 14 team members notching a 3.0 or better. **Nathan McClure** had a perfect 4.0 in the fall and Stanton had a 3.95 mark. As a team, the Jaguars currently have a cumulative 3.37 team GPA.

2021-2022 ROSTER

NUMERIC ROSTER

##	Name	Pos.	Ht.	Wt.	Yr.	Hometown/High School (Previous)
00	B.J. Maxwell	G/F	6-5	200	Gr.	Austin, Texas/LBJ (St. Edward's (Tex.) Univ.)
1	KJ Pruitt	G	6-4	203	Fr.	Lewisville, Texas/Sunrise Christian Academy
2	Bobby Harvey	G	6-3	200	Sr.	Chicago, Ill./Hillcrest (Wabash Valley (Ill.) College)
4	Bakari LaStrap	G	6-0	170	So.	Houston, Texas/The Woodlands Christian Academy
5	Nathan McClure	G	6-4	175	Jr.	Houston, Texas/Concordia Lutheran (State Fair (Mo.) C.C.)
10	Mike DePersia	G	5-11	175	Jr.	Cherry Hill, N.J./Haddonfield Memorial
11	Kaleb Edwards	G	6-3	175	Fr.	Fishers, Ind./Guerin Catholic
12	Azariah Seay	G	6-4	195	Sr.	Montgomery, Ala./Robert E. Lee (Blinn (Texas) College)
15	Zach Gunn	F	6-6	210	Gr.	Fishers, Ind./Hamilton Southeastern (Ball State)
20	Derek Petersen	G	6-2	175	Fr.	Greenwood, Ind./Greenwood Christian (Hope College)
23	Chuks Isitua	F/C	6-11	220	Fr.	Lagos, Nigeria/Jack Yates (Tex.)
24	Jonah Carrasco	F	6-9	220	Sr.	Wichita, Kan./Wichita North (Otero (Colo.) J.C.)
25	Boston Stanton III	G	6-5	190	Fr.	Denver, Colo./Denver East
33	Dimitar Pandev	F	6-10	225	Sr.	Strumica, Macedonia/The Skill Factory (Ga.) (Clarendon College)

Head Coach: Matt Crenshaw (1st season as HC - IUPUI, '04; 13th season at IUPUI)

Assistant Coach: Antwain Banks (1st season - IU Southeast, '04)

Assistant Coach: Tommy Strine (1st season - IPFW, '14)

Assistant Coach: Roy Hairston (3rd season - Purdue, '97)

Director of Operations: Aaron Evans (3rd season - Marian, '14)

ROSTER BREAKDOWNS

BY CLASS-

Freshmen: 5

Juniors: 2

Grads: 2

Sophomores: 1

Seniors: 4

BY PRIMARY POSITION-

Guards: 10

Centers: 0

Forwards: 4

BY HOME STATE/COUNTRY-

Texas: 4

Indiana: 3

Illinois/Alabama/Colorado/Kansas/

New Jersey/Macedonia/Nigeria: 1

PRONUNCIATION GUIDE

Jonah **CARRASCO** (cuh-RASS-ko)

CHUKS (CHOOKS) **ISITUA** (ee-see-TOO-uh)


DMITAR (DIM-ee-tar) **PANDEV** (PAN-dev)

AZARIAH (AZ-uh-rye-uh) **SEAY** (SAY)


RADIO / TV ROSTER



#00 - B.J. MAXWELL
6-5 // Gr. // G/F
Austin, Texas
Public Relations MA




#1 - KJ PRUITT
6-4 // Fr. // G
Lewisville, Texas
Sports Management




#2 - BOBBY HARVEY
6-3 // Sr. // G
Chicago, Ill.
General Studies



#4 - BAKARI LaSTRAP
6-0 // Soph. // G
Houston, Texas
Business



#5 - NATHAN McCLURE
6-4 // Jr. // G
Houston, Texas
General Studies




#10 - MIKE DePERSIA
5-11 // Jr. // G
Cherry Hill, N.J.
Finance




#11 - KALEB EDWARDS
6-3 // Fr. // G
Fishers, Ind.
Business



#12 - AZARIAH SEAY
6-4 // Sr. // G
Montgomery, Ala.
General Studies



#15 - ZACH GUNN
6-6 // Gr. // F
Fishers, Ind.
Organizational Leadership MS




#20 - DEREK PETERSEN
6-2 // R-Fr. // G
Greenwood, Ind.
Computer Engineering



#23 - CHUKS ISITUA
6-11 // Fr. // F/C
Lagos, Nigeria
OLS




#24 - JONAH CARRASCO
6-9 // Sr. // F
Wichita, Kan.
General Studies



#25 - BOSTON STANTON III
6-5 // Fr. // G
Denver, Colo.
Psychology



#33 - DIMITAR PANDEV
6-10 // Sr. // F
Strumica, Macedonia
General Studies



MATT CRENSHAW
Head Coach
13th season at IUPUI
1st season as HC



ANTWAIN BANKS
Assistant Coach
1st season



TOMMY STRINE
Assistant Coach
1st season



ROY HAIRSTON
Assistant Coach
3rd season

POLLS

ASSOCIATED PRESS

Week 10 - Jan. 10

Rank	Team (1st)
1.	Baylor (61)
2.	Gonzaga
3.	UCLA
4.	Auburn
5.	USC
6.	Arizona
7.	Purdue
8.	Duke
9.	Kansas
10.	Michigan State
11.	Houston
12.	LSU
13.	Wisconsin
14.	Villanova
15.	Iowa State
16.	Ohio State
17.	Xavier
18.	Kentucky
19.	Texas Tech
20.	Seton Hall
21.	Texas
22.	Tennessee
23.	Providence
24.	Alabama
25.	Illinois

COACHES

Week 10 - Jan. 10

Rank	Team (1st)
1.	Baylor (32)
2.	Gonzaga
3.	UCLA
4.	Auburn
5.	Purdue
6.	Arizona
7.	USC
8.	Duke
9.	Michigan State
10.	Kansas
11.	Houston
12.	LSU
13.	Wisconsin
14.	Villanova
15.	Ohio State
16.	Iowa State
17.	Kentucky
18.	Seton Hall
19.	Texas Tech
20.	Providence
21.	Xavier
22.	Texas
23.	Tennessee
24.	Illinois
25.	Alabama

MID-MAJOR TOP 25

January 10

Rk	Team (1st)	Record	Pts.	Prev.	Conf.
1	Gonzaga (31)	12-2	775	1	West Coast
2	Loyola Chicago	11-2	738	3	Missouri Valley
3	BYU	14-3	703	5	West Coast
4	San Francisco	14-2	667	2	West Coast
5	Iona	11-3	624	4	Metro Atlantic
6	Belmont	12-3	621	6	Ohio Valley
7	Ohio	12-2	559	7	Mid-American
8	Saint Mary's	12-4	543	7	West Coast
9	Murray State	12-2	537	9	Ohio Valley
10	New Mexico State	13-2	490	10	Western Athletic
11	Chattanooga	13-3	438	13	Southern
12	South Dakota State	13-4	430	12	Summit
13	Monmouth	10-3	363	11	Metro Atlantic
14	Grand Canyon	12-2	356	14	Western Athletic
15	Oakland	11-4	327	15	Horizon
16	Drake	11-5	312	16	Missouri Valley
17	Toledo	11-4	246	19	Mid-American
18	Santa Clara	10-5	166	25	West Coast
19	James Madison	9-3	164	17	Colonial
20	Akron	8-4	125	18	Mid-American
21	Cleveland State	10-3	104	NR	Horizon
22	Furman	11-6	96	NR	Southern
23	Utah Valley	11-4	94	24	Western Athletic
24	Southern Utah	9-5	87	23	Big Sky
25	Wagner	8-2	71	NR	Northeast

HORIZON LEAGUE PRESEASON POLLS

Pl. School (1st-place) - Votes

1.	Cleveland State (30) - 502
2.	Wright State (9) - 463
3.	Northern Kentucky (1) - 406
4.	Milwaukee (2) - 396
5.	Detroit Mercy (2) - 350
6.	Oakland - 340
7.	Youngstown State - 214
8.	UIC - 204
9.	Purdue Fort Wayne - 169
10.	Robert Morris - 157
11.	Green Bay - 146
12.	IUPUI - 85

Preseason POTY: Antoine Davis, Detroit Mercy

First Team (alphabetical order by school)

Torrey Patton, Cleveland State

Antoine Davis, Detroit Mercy

Patrick Baldwin Jr., Milwaukee

Jalen Moore, Oakland

Grant Basile, Wright State

Second Team (alphabetical order by school)

DeAndre Gholston, Milwaukee

Trevon Faulkner, Northern Kentucky

Marques Warrick, Northern Kentucky

Jarred Godfrey, Purdue Fort Wayne

Tanner Holden, Wright State

HORIZON LEAGUE

HORIZON LEAGUE STANDINGS

through games on Jan. 12

Team	Overall (Pct.)	HL (Pct.)
Cleveland State	10-3 (.769)	6-0 (1.000)
Oakland	11-4 (.733)	5-0 (1.000)
Detroit Mercy	5-7 (.417)	3-0 (1.000)
Wright State	8-7 (.533)	5-1 (.833)
Youngstown State	9-7 (.563)	3-3 (.500)
Purdue Fort Wayne	7-7 (.500)	3-3 (.500)
Milwaukee	5-11 (.313)	3-4 (.429)
Northern Kentucky	5-8 (.385)	1-3 (.250)
UIC	5-8 (.385)	1-3 (.250)
Green Bay	2-12 (.143)	1-4 (.200)
IUPUI	1-12 (.077)	0-4 (.000)
Robert Morris	2-13 (.133)	0-6 (.000)

HORIZON LEAGUE SCHEDULE

Date	Game	Time
1/13	Detroit Mercy at Purdue Fort Wayne	7pm
	Wright St. at Robert Morris	7pm
	Northern Ky. at Youngstown St.	7pm
	Oakland at Cleveland St.	7pm
	UIC at Milwaukee	8pm
	IUPUI at Green Bay	8pm
1/15	Oakland at Purdue Fort Wayne	1pm
	IUPUI at Milwaukee	3pm
	Detroit Mercy at Cleveland St.	3:30pm
	Wright St. at Youngstown St.	7pm
	UIC at Green Bay	7pm
	Northern Ky. at Robert Morris	7pm
1/20	Wright St. at IUPUI	7pm
	Detroit Mercy at Green Bay	8pm
	Oakland at Milwaukee	8pm
	Northern Ky. at UIC	8pm
1/21	Youngstown St. at Cleveland St.	7pm
	Robert Morris at Purdue Fort Wayne	7pm
1/22	Northern Ky. at IUPUI	12pm
	Detroit Mercy at Milwaukee	3pm
	Oakland at Green Bay	7pm
	Wright St. at UIC	8pm
1/23	Youngstown St. at Purdue Fort Wayne	12pm
	Robert Morris at Cleveland St.	3pm
1/27	Milwaukee at Robert Morris	7pm
	Green Bay at Youngstown St.	7pm
	IUPUI at Oakland	7pm
	UIC at Detroit Mercy	7pm
1/28	Purdue Fort Wayne at Northern Ky.	7pm
	Cleveland St. at Wright St.	9pm
1/29	IUPUI at Detroit Mercy	1pm
	Milwaukee at Youngstown St.	2pm
	UIC at Oakland	3pm
	Green Bay at Robert Morris	7pm
1/30	Purdue Fort Wayne at Wright St.	2pm
	Cleveland St. at Northern Kentucky	2pm

IUPUI IN HORIZON LEAGUE STATS

through games on Jan. 12 [denotes NCAA ranking]

Category	HL [Nat Rk.]	Stat
Scoring	12th	51.92 ppg
Scoring Defense	1st	64.77 ppg
Scoring Margin	12th	-12.85 ppg
Free Throw %	12th	65.9%
Field Goal %	12th	38.0%
Field Goal % Def.	5th	42.2%
3Pt Field Goal %	11th	27.5%
3Pt Field Goal % Def	4th	32.5%
Rebounding Offense	9th	32.38 rpg
Rebounding Defense	2nd	32.69 rpg
Rebounding Margin	5th	-0.31 rpg
Blocked Shots	11th	2.23 bpg
Assists	12th	9.38 apg
Steals	10th	5.23 spg
Turnover Margin	12th	-3.31 to/g
Turnovers	12th	17.23 to/g
Assist/TO Ratio	12th	0.54 a/to
Offensive Rebounds	4th	10.54 rpg
Defensive Rebounds	10th	21.85 rpg
Offensive Reb. Pct.	2nd	32.2%
Defensive Reb. Pct.	10th	67.6%
3FG Made	11th	5.31/game

Category	Rank	Stat
----------	------	------

FT Percentage

B.J. Maxwell	7th	81.6%
--------------	-----	-------

Blocked Shots

Jonah Carrasco	13th	0.69 bpg
----------------	------	----------

Minutes Played

B.J. Maxwell	14th	31.70 mpg
--------------	------	-----------

OFFENSIVE EXPLOSION

On the surface, IUPUI's 65-point effort against UIC would seem pretty pedestrian by college basketball standards. However, for the Jaguars, it marked an offensive explosion as it was the most points by the Jaguars in a game this season. Bakari LaStrap led the way with a career-high 16 points on 7-of-10 shooting and senior Jonah Carrasco was a perfect 4-of-4 for his career-high 10 points. Collectively, IUPUI shot a season-high 52 percent from the floor in the loss to UIC.

THEFTS

IUPUI is coming off back-to-back double-digit games in the steals department, collecting 11 at Wright State on Jan. 8 and 10 against UIC on Monday night (Jan. 10). Junior Nathan McClure had a career-high six at Wright State while four different Jaguars had two steals against UIC.

IUPUI averaged just 4.1 steals per game over the season's first nine games, but is averaging 7.8 steals per game over the past four games.

DEFENSIVE NUGGETS

While the IUPUI offense has struggled to score, defense has been the Jaguars' calling card, holding six foes under 40 percent shooting this season. IUPUI ranks 83rd in the country in scoring defense at 64.8 points allowed per game, topping the Horizon League in the category.

No IUPUI opponent has hit 50 percent or better from the field in a game this season.

CLAMPS

IUPUI held Spalding to just 10 first half points in its 61-41 win over the Golden Eagles on Nov. 23. The 10 first half points matched the fewest by any team in the country this season. Below is the list of the five lowest offensive outputs in the country this season:

- 10 - Arizona State vs. Washington State (Dec. 1, 2021)
- 10 - IUPUI vs. Spalding [Non D1] (Nov. 13, 2021)
- 10 - Georgia State vs. Brewerton [Non D1] (Nov. 9, 2021)
- 12 - Detroit Mercy vs. IUPUI (Dec. 2, 2021)
- 12 - Pacific vs. Chicago State (Nov. 22, 2021)

The 41 points allowed matched the fewest by an IUPUI opponent in program history, tying the 41 scored by Indiana State on Dec. 23, 2008 in the Jaguars' 62-41 victory.

SEAY MY NAME

After scoring just 30 points in the season's first nine games combined, senior Azariah Seay has been on a scoring binge, averaging 13.5 points per game over the past four games. Seay tallied a career-high 17 on 8-of-12 shooting against Morehead State on Dec. 21.

SEVEN BODIES

IUPUI entered the Morehead State game with nine healthy bodies and finished the night with just seven cleared for takeoff. In addition to Seay's career-high 17, two others made the most of an extended opportunity as sophomore Bakari LaStrap finished with a career-high 11 points (5-11 FG, 1-1 FT) in 35 minutes off the bench and senior Dimitar Pandev also had a career-high 11 (3-3 FG, 2-2 3's, 3-6 FT) in just 18 minutes.

IUPUI's top scorer, B.J. Maxwell, was limited to just three points on 1-of-7 shooting.

BRING ON THE BUCKS

IUPUI had a recent addition to the schedule, lining up a non-conference game at No. 16/15 Ohio State for next Tuesday (Jan. 18) at 7:00 p.m. on BTN. The game will mark the third meeting between the two schools and IUPUI's first against a Big Ten foe since December 2017.

TAP INTO THE RESERVES

With IUPUI's scoring coming via committee, IUPUI is averaging 19.1 points per game off the bench this season. IUPUI has received 10-or-more points from its bench in every game this season and peaked with a season-high 30 in the win over Spalding.

CRAFTY VETERAN

Maxwell is an interesting case study in today's new world of college basketball as he's entering his seventh year of college this season. After redshirting his opening season (2015-16) at Abilene Christian, he played three full seasons at ACU before transferring out for a fifth season. He played just two games at Detroit Mercy in 2019-20 before suffering a season ending injury and receiving another season of eligibility. He spent all of last season at Saint Edward's University in Austin, Texas, where he averaged 18.6 points and 5.3 boards per game while earning NABC Second Team All-District honors.

After all NCAA student-athletes were granted an additional year of eligibility due to COVID-19 issues, Maxwell opted to join the IUPUI program for a seventh season of schooling. He enters this season having played 94 collegiate basketball games and having scored 758 points across both NCAA Division I and II levels.

QUIET KJ

Before a recent injury sidelined him, freshman KJ Pruitt was quietly beginning to play really solid basketball. At the point of his injury, he was second on the team in minutes played (270) and scoring (5.0 ppg) and had recently had his first career double-digit scoring game at Tennessee State on Dec. 10.

OFFENSE IS OFFENSIVE

IUPUI is currently last in the nation in scoring offense (51.9 ppg) and 344th of 350 teams in turnovers per game (17.2 to/gm). The Jags have topped 50 points just

UNIVERSITY QUICK FACTS

Location	Indianapolis, Ind.
Founded	1969
Nickname	Jaguars
Colors	Red, gold & black
Enrollment	30,000
Affiliation	NCAA Division I
Conference	The Horizon League
Home Facility (Cap.)	Indiana Farmers Coliseum (6,800)
Chancellor	Dr. Nasser Paydar
Athletics Director	Dr. Roderick Perry
Website	www.IUPUIJags.com
Twitter	@IUPUIJaguars
Athletics Phone	(317) 278-5247
Mailing Address	1000 Waterway Blvd. Indianapolis, IN 46202

BASKETBALL HISTORY

First Yr. of basketball	1972
Seasons of basketball	51st
Seasons of Division I basketball	24th
Division I (1998-pres.) Record	290-337 (.463)
NCAA Appearances	1
Last NCAA Appearance	2003
Last Postseason Appearance	2019 (CIT - First Round)

UNIVERSITY NOTES

ABOUT THE UNIVERSITY

IUPUI is a public research university located in downtown Indianapolis that is the result of a merger of the Purdue Indianapolis Extension Center (1946) and Indiana University Indianapolis (1916). The merger was completed in 1969 and athletics began in 1972.

The university offers more than 200 degree programs and boasts an enrollment over 30,000 (22,000 undergrad and 8,000 postgrad). The university also boasts an endowment of more than \$850 million.

The university is ranked among the Top 200 "National Universities" and ranked 7th for "Up and Coming Schools." U.S. News has ranked IUPUI among the nation's elite for 13 straight years.

All total, the campus covers 509 acres and is located along Indy's Cultural Trail.

IUPUI includes the nation's largest nursing school, the second largest medical school in the country, the only dental school in the state, and the country's oldest school of physical education. IUPUI is among the top 20 campuses in the nation for graduate professional degrees conferred

ATHLETIC PROWESS

IUPUI was a primary beneficiary of the 1987 Pan-American Games in Indianapolis and continues to boast some world renowned facilities.

The IU Natatorium is located on the IUPUI campus and is among the best swimming & diving facilities in the world. It has hosted the U.S. Olympic Team Trials four different times and 12 NCAA National Championship meets. In addition, the 2017 World Juniors were held at IUPUI and 16 world records have been set in the Natatorium water.

Adjacent west is the Michael A. Carroll Track & Soccer Stadium which has hosted several USA Outdoor Track & Field Championships and NCAA Championships, along with the 1988 US Olympic Trials. Florence Griffith-Joyner set the 100m world record of 10.49 on the track.

In basketball circles, IUPUI is best known as the long-time host of the Nike All-American Camp, which was held on campus for two decades. The nation's top prep players and coaches from every level converged on campus for two weeks each summer in what was considered the elite college recruiting event of the year. Alum included LeBron James, Chris Webber, Allen Iverson, Kevin Garnett, Jason Kidd and Paul Pierce, among many others.

GEORGE HILL

IUPUI's best known basketball alum is current NBAer George Hill, who is in his 14th year in the league this season. Hill was originally drafted by the San Antonio Spurs (1st rd., 26th overall) in 2008.

He's played for the Spurs (2008-11), Indiana Pacers (2011-16), Utah Jazz (2016-17), Sacramento Kings (2017-18), Cleveland Cavaliers (2018), Milwaukee Bucks (2018-20), Oklahoma City Thunder (2020) and Philadelphia 76ers (2021) before returning to Milwaukee this season. He's played in 825 regular season games, making nearly 500 career starts and averaging 11.0 points and 3.2 assists per game in his NBA career. He led the league in three-point percentage 2019-20 at 46 percent and is a career 38.4 percent shooter.

Entering this season, he's played in 139 career playoff games, starting 91 times and averaging 11.4 points per game.

seven times this season and have topped 60 just twice.

EXPERIENCE MATTERS

Despite having eight players classified as upperclassmen, the IUPUI roster entered this season without a ton of actual Division I experience. Mike DePersia (1,241 career minutes) and B.J. Maxwell (1,156 minutes between ACU and Detroit Mercy) are the only two to have played at least 1,000 career minutes. A third, Zach Gunn, was closing in on the number having played 920 minutes in three seasons at Ball State, but will miss the entire season due to injury.

Six others in the IUPUI rotation entered this season having played fewer than 400 career minutes in Nathan McClure (388), Azariah Seay (376 between IUPUI and Alabama State), Bobby Harvey (255), Bakari LaStrap (234), Dimitar Pandev (62) and Jonah Carrasco (49).

FRESH STARTERS

Rarely have freshmen cracked IUPUI's starting five in the program's Division I era. It's super rare to have multiple freshmen starting, but that's the case for the Jags as both KJ Pruitt and Boston Stanton III have routinely been among the first five. Here's a look at other freshmen who have started more than half of the team's games in a given season in the D1 era.

Aaron Brennan - 2014-15 (started 24 of 31 games)

Lyonell Gaines - 2011-12 (started 27 of 32 games)

Alex Young - 2008-09 (started 21 of 30 games)

George Hill - 2004-05 (started 21 of 29 games)

Only one other time in the program's Division I era have the Jags had two freshmen as primary starters as Brennan and D.J. McCall were consistent starters in the 2014-2015 campaign.

JERSEY MIKE

Junior guard Mike DePersia ranked No. 3 in the country a year ago with a 3.74 assist-to-turnover ratio, delivering 71 assists against just 19 miscues. In league play, he upped that figure to 4.13. His 3.74 mark last season easily eclipsed the previous IUPUI single-season mark, which was 3.30 set by Taj Hawkins back in 2001-02.

DePersia tied IUPUI's single-game record with 14 assists in a game in a Feb. 12 win over UIC, doing so without committing a turnover. He had a six-game span where he didn't turn the ball over once, dishing out 31 assists during that span.

DePersia enters his third season with the program with a 2.56 career assist-to-turnover ratio, having distributed 156 assists against just 61 turnovers in an IUPUI uniform. The IUPUI career record in the category is 2.16 as Brady Adkins had 261 assists against just 121 turnovers from 1994-1996.

HOOSIER TIES

For the first time in program history, IUPUI opened the season with a starting five that didn't include an Indiana-native. In program history, 73 percent of the players have come from the state of Indiana and IUPUI has never started a game in the Division I era (1998-present) without having at least one Indiana-native included.

In fact, it's unlikely that IUPUI gets any contributions from any Indiana-natives this year as Zach Gunn will miss the season due to injury and non-scholarship freshmen Kaleb Edwards and Derek Petersen are expected to redshirt.

LONESTARS

IUPUI had never had a Texas-native in the program prior to 2019 when Taveion White joined the program. Fast forward to 2021-2022 and IUPUI has four Texas-natives (B.J. Maxwell, KJ Pruitt, Bakari LaStrap and Nathan McClure) on the team and a fifth who played high school in Texas in Chuks Isitua.

IUPUI signed another Texas-product for next season as well as 6-foot-3 guard Daylan Hamilton, who currently plays at Triton College, hails from Houston.

DEPARTED

IUPUI returns just 32.5 percent of its scoring from a season ago as the trio of Marcus Burk (21.7 ppg, 45 3's), Jaylen Minnett (16.4 ppg, 41 3's) and Elyjah Goss (11.1 ppg, 11.6 rpg) are all playing elsewhere this season.

Burk inked a deal with the G League Grand Rapids Gold (affiliate of the Denver Nuggets), Goss is playing professionally in Sweden and Minnett opted to play a graduate season at Missouri State.

Burk finished his two-year IUPUI career ranked No. 22 on the program's all-time scoring list with 1,072 points and Minnett finished No. 9 on the program's all-time scoring list with 1,403 career points and as the program's all-time leader in threes made (285). Goss closed his career as the program's all-time leader in rebounds (880) and a D1 record 25 double-doubles.

SEVEN BACK

IUPUI returns seven letterwinners and two starters - Mike DePersia (5.0 ppg, 3.9 apg) and Nathan McClure (4.4 ppg, 2.9 rpg). The other returning letterwinners are Azariah Seay (5.7 ppg), Bobby Harvey (5.6 rpg), Bakari LaStrap (2.8 ppg), Dimitar Pandev (1.6 ppg, 1.9 rpg) and Jonah Carrasco (0.3 ppg, 0.4 rpg).

FRESH FACES

Hired in April, head coach Matt Crenshaw had to build out his roster for this season in short order. He added five scholarship additions in graduate transfers Zach Gunn (Ball State) and B.J. Maxwell (St. Edward's University) and three freshmen in Chuks Isitua, KJ Pruitt and Boston Stanton III.

Gunn, who will miss the season due to an injury suffered in the preseason, played in 69 games and averaged 4.7 points per game during his four-year Ball State career. Maxwell, who played last season at Division II SEU in Austin, Texas, was the Lone Star Conference (LSC) Newcomer of the Year after averaging 18.6 points, 5.3 rebounds and 2.3 assists per game last season.

Isitua, a 6-foot-11 forward/center, was considered among the top recruits from the state of Texas and was named to the 2021 All-VYPE Houston Boys Public School Basketball Team.

Pruitt, a 6-foot-4 guard, was originally in the Class of 2020 before attending Sunrise Christian Academy last season and reclassifying to the 2021 class. He averaged 14.5 points, 6.0 rebounds and 4.5 assists per game as a senior at Lewisville (Texas) High School before suffering an injury in the season's final game.

Stanton III, the final addition to the program, is a 6-foot-5 guard from Denver East (Colo.) High School. He averaged 21.0 points, 5.6 rebounds and 2.7 assists per game as a junior, but had his senior year derailed by an injury and averaged just 14.2 points, 3.8 rebounds and 2.2 steals per game in five games.

SMALL WONDERERS

IUPUI will most likely be undersized in each and every game this season as the average height on the IUPUI roster is just 6' 4 3/4" this season. The IUPUI roster boasts just three players taller than 6-foot-9 in Isitua (6-11), Pandev (6-10) and Carrasco (6-9).

Pandev played just 60 minutes last season before missing the final two months due to injury and Carrasco played just 50 minutes last season.

Given the lack of size, it's likely that Crenshaw will deploy a number of four guard and five guard combinations this season.

AROUND THE DEPARTMENT

KOEPPEN'S KIDS WIN THIRD STRAIGHT

The IUPUI men's cross country team capped the month of October with a third straight Horizon League title, winning the crown by a wide margin at Northview Church on Oct. 30. It marked the Jags third straight Horizon League title under longtime head coach Chuck Koeppen and fifth conference title in the program's history (two in The Summit, three in the Horizon). The Jags then capped the season by placing No. 10 in the NCAA Great Lakes Regional Championships, marking the third top-10 finish in program history.

Koeppen's squad is being recognized at tonight's game for their league title.

In addition, Koeppen announced the he's stepping down from the program's top spot, effective December 1 and his assistant, Justin Roeder, will take over the program's reins on an interim basis. Koeppen will remain with the program as an assistant coach through the end of the 2021-2022 campaign.

NEW HOME

The IUPUI athletic campus received a major boost this fall with the construction of new outdoor tennis courts, immediately south of Michael A. Carroll Stadium. The six outdoor courts are in the center of campus and include LED lighting.

The courts opened this fall and will officially begin hosting home matches later this spring.

POINT TAKEN

The IUPUI Athletics Department is currently going through the hiring process for a new Senior Associate Director of Athletics as Jaunelle White departed her post earlier this fall to take over as Director of Athletics at NAIA Point University in West Point, Ga.

BASKETBALL CENTRAL

A year after helping host the entire NCAA Men's Basketball Tournament in the Circle City, IUPUI will be slightly less busy this March. That said, IUPUI will serve as an institutional co-host for First and Second Round games this March inside Gainbridge Fieldhouse in downtown Indianapolis.

Also, the Horizon League Tournament will be held inside Indiana Farmers Coliseum for a third straight year in 2022.



2020-2021 MISCELLANEOUS STATISTICS

IUPUI'S RECORD WHEN...

	'21-22 Overall	'21-22 HL Crenshaw	Under
Home:	1-5	0-3	1-5
Away:	0-5	0-1	0-5
Neutral:	0-2	0-0	0-2
Overtime:	0-0	0-0	0-0
Lead @ Halftime:	1-1	0-0	1-1
Trail @ Halftime:	0-10	0-4	0-10
Tied @ Halftime:	0-1	0-0	0-1
Leading w/ 5:00 left:	1-1	0-0	1-1
Trailing w/ 5:00 left:	0-10	0-3	0-10
Tied w/ 5:00 left:	0-1	0-1	0-1
Shooting 50% or better:	0-1	0-1	0-1
Shooting 40-50%:	1-1	0-0	1-1
Shooting less than 40%:	0-10	0-3	0-10
Opp. shoots 50% or better:	0-0	0-0	0-0
Opp. shoots 40-50%:	0-7	0-3	0-7
Opp. shoots less than 40%:	1-5	0-1	1-5
Shooting better % than opp.	1-4	0-1	1-4
Shooting worse % than opp.	0-8	0-3	0-8
Scoring less than 50:	0-6	0-2	0-6
Score 50-59 pts:	0-5	0-1	0-5
Score 60-69 pts:	1-1	0-1	1-1
Score 70-79 pts:	0-0	0-0	0-0
Score 80-89 pts:	0-0	0-0	0-0
Score 90+ pts:	0-0	0-0	0-0
Opp. scores less than 50:	1-0	0-0	1-0
Opp. scores 50-59 pts:	0-1	0-0	0-1
Opp. scores 60-69 pts:	0-7	0-2	0-7
Opp. scores 70-79 pts:	0-3	0-2	0-3
Opp. scores 80-89 pts:	0-1	0-0	0-1
Opp. scores 90+ pts:	0-0	0-0	0-0
Commit less TO than opp.	0-2	0-0	0-2
Commit more TO than opp.	0-8	0-2	0-8
Commit same TO as opp.	1-2	0-2	1-2
Outrebound opponent:	1-6	0-2	1-6
Outrebounded:	0-5	0-1	0-5
Rebounding is equal:	0-1	0-1	0-1
Bench outscored opp.:	1-5	0-3	1-5
Bench is outscored:	0-7	0-1	0-7
Bench scoring is equal:	0-0	0-0	0-0
Hit more FT than opp.:	1-1	0-0	1-1
Hit less FT than opp.:	0-11	0-4	0-11
Hit same FT as opp.:	0-0	0-0	0-0
Hit more 3's than opp.:	1-3	0-1	1-3
Hit less 3's than opp.:	0-8	0-3	0-8
Hit same 3's as opp.:	0-1	0-0	0-1
Decided by 5 pts or less:	0-2	0-1	0-2
Decided by 6-10 points:	0-3	0-0	0-3
Decided by 10+ points:	1-7	0-3	1-7
In home whites:	0-0	0-0	0-0
In grays:	1-6	0-3	1-6
In road blacks:	0-4	0-1	0-4
In road reds:	0-2	0-0	0-2
7 in double-digits:	0-0	0-0	0-0
6 in double-digits:	0-0	0-0	0-0
5 in double-digits:	0-0	0-0	0-0
4 in double-digits:	0-0	0-0	0-0
3 in double-digits:	0-3	0-2	0-3
2 in double-digits:	0-4	0-0	0-4
1 in double-digits:	1-4	0-2	1-4
0 in double-digits:	0-1	0-0	0-1
On Mondays:	0-2	0-1	0-2
On Tuesdays:	1-3	0-0	1-3
On Wednesdays:	0-1	0-0	0-1
On Thursdays:	0-3	0-1	0-3
On Fridays:	0-1	0-0	0-1
On Saturdays:	0-2	0-2	0-2
On Sundays:	0-0	0-0	0-0
In November:	1-5	0-0	1-5
In December:	0-5	0-2	0-5
In January:	0-2	0-2	0-2
In February:	0-0	0-0	0-0
In March:	0-0	0-0	0-0

CAREER DOUBLE-DIGIT PERFORMANCES/STARTS/DUNKS

Double-Digit Scoring Gms	Sea	Car
Name		
Maxwell	8	8
Seay	3	6
LaStrap	4	5
DePersia	0	3
Harvey	1	3
McClure	1	2
Carrasco	1	1
Isitua	1	1
Pandev	1	1
Pruitt	1	1
Stanton III	1	1

20+ Point Scoring Games	Sea	Car
Name		
Maxwell	1	1

30+ Point Scoring Games	Sea	Car
Name		

Double-Digit Reb. Games	Sea	Car
Name		
Maxwell	1	1

Double-Doubles	Sea	Car
Name		
Maxwell	1	1

Games Started	Sea	Car
Name		
DePersia	1	28
McClure	11	23
Stanton III	13	13
Maxwell	12	12
Carrasco	10	10
Pruitt	10	10
Harvey	1	5
Seay	3	5
Isitua	3	3
Pandev	0	3
LaStrap	1	2

Dunks	Sea	Car
Name		
Carrasco	5	6
Harvey	1	1
Isitua	1	1
LaStrap	0	1
Maxwell	1	1
McClure	0	1
Pruitt	1	1

TIMES LEADING THE TEAM IN...

Points	Sea	Car
Name		
Maxwell	8	8
LaStrap	2	2
Seay	2	2
Harvey	0	1
Pruitt	1	1
Rebounds	Sea	Car
Name		
Maxwell	7	7
McClure	4	4
Pruitt	3	3
Carrasco	1	1
Harvey	1	1
Isitua	1	1
Pandev	1	1
Assists	Sea	Car
Name		
DePersia	2	21
LaStrap	1	10
Pruitt	1	3
McClure	1	2
Stanton III	1	1
Harvey	1	1
Pandev	1	1
Steals	Sea	Car
Name		
DePersia	1	14
LaStrap	1	6
McClure	1	6
Pruitt	1	6
Isitua	1	6
Maxwell	1	6
Seay	1	6
Stanton III	1	6
Harvey	1	6
Blocked Shots	Sea	Car
Name		
Carrasco	5	7
Isitua	3	7
McClure	3	7
DePersia	0	2
Maxwell	0	2
Pandev	0	2
Pruitt	0	2
Harvey	0	2
Maxwell	0	2

SPECIALTY STATS

PP = Points in the Paint; POT = Points off Turnover; 2nd = 2nd Chance Points; BP = Bench Points

Opponent	Result	PP	POT	2nd	BP	Largest Lead	Largest Deficit	Lead Chngs	Ties	Time w/ Lead	Time Trailing
at Butler	L, 47-56	22/16	11/7	4/3	20/8	2	15	2	2	4:06	33:56
at Evansville	L, 40-60	24/22	8/16	8/2	13/14	---	22	0	0	0:00	38:33
vs. Denver	L, 47-63	12/20	11/23	13/9	22/24	---	19	0	1	0:00	38:35
vs. TAMUCC	L, 59-65	14/32	14/21	11/13	27/31	6	11	3	1	16:08	21:50
at UTSA	L, 57-60	24/24	13/13	12/14	26/5	10	3	3	1	37:30	0:52
Spalding Univ.	W, 61-41	22/20	20/15	11/3	30/19	26	---	0	0	39:06	0:00
Detroit Mercy	L, 45-69	16/26	15/22	1/6	18/9	---	28	0	0	0:00	39:12
Oakland	L, 45-78	24/28	4/32	9/20	16/19	2	34	2	1	0:56	36:26
at Tennessee St.	L, 44-70	24/26	5/30	8/5	19/32	---	28	0	1	0:00	38:56
Chicago St.	L, 55-61	16/18	22/4	5/5	15/25	4	19	4	1	3:11	34:34
Morehead St.	L, 52-80	24/20	4/26	8/16	24/35	2	32	3	2	2:38	35:47
at Wright St.	L, 58-72	16/36	16/19	8/16	15/6	5	20	2	1	5:41	33:11
UIC	L, 65-67	32/28	13/15	12/10	23/11	8	3	9	7	22:23	10:35
at Green Bay											
at Milwaukee											
at Ohio State											
Wright St.											
Northern Ky.											
at Oakland											
at Detroit Mercy											
Youngstown St.											
Robert Morris											
at Purdue FW											
at Cleveland St.											
at UIC											
at Robert Morris											
at Youngstown St.											
Milwaukee											
Green Bay											
HL 1st Rd.											
HL 2nd Rd.											
HL Semis											
HL Finals											
Totals		270/316	156/244	120/122	248/238	26	34	28	18	131:39	362:27
Averages		20.7/24.3	12.0/18.8	9.2/9.4	19.1/18.3			2.2	1.4	25.3%	69.7%

of time of time

WIN/LOSS MARGINS

Wins	1										
MARGIN	1	2	3	4	5	6	7	8	9	10	11-15
Losses	1	1				2			1		1

2021-2022 IUPUI STATISTICS

Game Records

Record	Overall	Home	Away	Neutral
ALL GAMES	1-12	1-5	0-5	0-2
CONFERENCE	0-4	0-3	0-1	0-0
NON-CONFERENCE	1-8	1-2	0-4	0-2

Score by Periods

Team	1st	2nd	OT	TOT
IUPUI	290	385	0	675
Opponents	392	450	0	842

Team Box Score

No.	Player				Total		3-Point		F-Throw		Rebounds												
		GP-GS	MIN	AVG	FG-FGA	FG%	3FG-3FGA	3FG%	FT-FTA	FT%	OFF	DEF	TOT	AVG	PF	DQ	A	TO	BLK	STL	PTS	AVG	
00	MAXWELL, B.J.	12-12	380:21	31.7	47-139	.338	15-61	.246	31-38	.816	17	42	59	4.9	33	0	7	24	5	11	140	11.7	
4	LASTRAP, Bakari	13-1	251:37	19.4	33-80	.413	5-13	.385	14-24	.583	4	16	20	1.5	26	0	31	37	0	9	85	6.5	
12	SEAY, Azariah	13-3	227:22	17.5	32-81	.395	7-36	.194	13-17	.765	16	20	36	2.8	26	1	7	21	1	7	84	6.5	
25	STANTON III, Boston	13-13	304:24	23.4	23-84	.274	13-44	.295	7-12	.583	2	24	26	2.0	19	0	17	31	1	5	66	5.1	
1	PRUITT, KJ	10-10	270:12	27.0	19-46	.413	4-14	.286	8-13	.615	8	23	31	3.1	19	0	18	31	4	10	50	5.0	
2	HARVEY, Bobby	9-1	172:06	19.1	13-48	.271	10-31	.323	2-3	.667	4	19	23	2.6	18	1	7	7	1	3	38	4.2	
5	MCCLURE, Nathan	13-11	320:24	24.6	21-52	.404	7-31	.226	5-7	.714	15	40	55	4.2	33	0	11	17	0	13	54	4.2	
23	ISITUA, Chuks	13-3	195:19	15.0	19-33	.576	0-0	.000	12-19	.632	11	19	30	2.3	30	1	3	16	7	4	50	3.8	
10	DEPERSIA, Mike	8-1	160:52	20.1	10-27	.370	5-14	.357	5-11	.455	1	13	14	1.8	14	1	18	8	0	4	30	3.8	
24	CARRASCO, Jonah	13-10	220:45	17.0	17-34	.500	0-0	.000	12-20	.600	21	24	45	3.5	29	0	1	11	9	1	46	3.5	
33	PANDEV, Dimitar	12-0	96:37	8.1	12-23	.522	3-7	.429	5-9	.556	7	17	24	2.0	8	0	2	9	1	1	32	2.7	
Team											31	27	58					12					
Total		13	2600		246-647	.380	69-251	.275	114-173	.659	137	284	421	32.4	255	4	122	224	29	68	675	51.9	
Opponents		13	2600		276-654	.422	89-274	.325	201-274	.734	136	289	425	32.7	187	1	138	181	29	100	842	64.8	

Team Statistics

	IUPUI	OPP
Scoring	675	842
Points per game	51.9	64.8
Scoring margin	-12.8	-
Field goals-att	246-647	276-654
Field goal pct	.380	.422
3 point fg-att	69-251	89-274
3-point FG pct	.275	.325
3-pt FG made per game	5.3	6.8
Free throws-att	114-173	201-274
Free throw pct	.659	.734
F-Throws made per game	8.8	15.5
Rebounds	421	425
Rebounds per game	32.4	32.7
Rebounding margin	-0.3	-
Assists	122	138
Assists per game	9.4	10.6
Turnovers	224	181
Turnovers per game	17.2	13.9
Turnover margin	-3.3	-
Assist/turnover ratio	0.5	0.8
Steals	68	100
Steals per game	5.2	7.7
Blocks	29	29
Blocks per game	2.2	2.2
Winning streak	0	-
Home win streak	0	-
Attendance	4459	14258
Home games-Avg/Game	6-743	5-2852
Neutral site-Avg/Game	-	2-173

Team Results

Date	Opponent		Score	Att.
11/09/2021	at Butler	L	47-56	7134
11/11/2021	at Evansville	L	40-60	3145
11/15/2021	vs Denver	L	47-63	197
11/16/2021	vs A&M-Corpus Christi	L	59-65	148
11/17/2021	at UTSA	L	57-60	678
11/23/2021	Spalding	W	61-41	603
12/02/2021	Detroit Mercy	L	45-69	892
12/04/2021	Oakland	L	45-78	898
12/10/2021	at Tennessee St.	L	44-70	334
12/16/2021	Chicago St.	L	55-61	725
12/21/2021	Morehead St.	L	52-80	728
01/08/2022	at Wright St.	L	58-72	2967
01/10/2022	UIC	L	65-67	613

2021-2022 IUPUI HORIZON LEAGUE ONLY STATISTICS

Game Records

Record	Overall	Home	Away	Neutral
ALL GAMES	0-4	0-3	0-1	0-0
CONFERENCE	0-4	0-3	0-1	0-0
NON-CONFERENCE	0-0	0-0	0-0	0-0

Score by Periods

Team	1st	2nd	OT	TOT
IUPUI	83	130	0	213
Opponents	136	150	0	286

Team Box Score

Team Box Score					Total		3-Point		F-Throw		Rebounds													
		GP-GS	MIN	AVG	FG-FGA	FG%	3FG-3FGA	3FG%	FT-FTA	FT%	OFF	DEF	TOT	AVG	PF	DQ	A	TO	BLK	STL	PTS	AVG		
00	MAXWELL, B.J.	4-4	127:08	31.8	17-47	.362	4-18	.222	8-11	.727	9	15	24	6.0	10	0	4	14	0	5	46	11.5		
4	LASTRAP, Bakari	4-0	85:44	21.4	11-29	.379	3-6	.500	7-10	.700	1	6	7	1.8	6	0	13	5	0	2	32	8.0		
25	STANTON III, Boston	4-4	94:36	23.7	9-29	.310	5-14	.357	2-3	.667	1	4	5	1.3	7	0	2	9	0	3	25	6.3		
12	SEAY, Azariah	4-2	69:18	17.3	9-27	.333	2-12	.167	4-4	1.000	5	5	10	2.5	7	0	3	6	1	3	24	6.0		
2	HARVEY, Bobby	1-0	18:54	18.9	2-6	.333	2-3	.667	0-1	.000	0	2	2	2.0	5	1	0	3	0	0	6	6.0		
10	DEPERSIA, Mike	3-0	69:41	23.2	6-14	.429	2-6	.333	3-5	.600	1	4	5	1.7	5	0	9	4	0	3	17	5.7		
24	CARRASCO, Jonah	4-4	85:35	21.4	7-12	.583	0-0	.000	8-10	.800	3	9	12	3.0	9	0	1	5	1	1	22	5.5		
1	PRUITT, KJ	2-2	63:49	31.9	5-13	.385	0-3	.000	0-0	.000	4	6	10	5.0	7	0	7	6	0	2	10	5.0		
5	MCCLURE, Nathan	4-4	105:15	26.3	7-12	.583	2-5	.400	0-0	.000	4	12	16	4.0	12	0	2	10	0	8	16	4.0		
23	ISITUA, Chuks	4-0	59:13	14.8	7-12	.583	0-0	.000	1-2	.500	3	8	11	2.8	11	1	0	5	1	3	15	3.8		
33	PANDEV, Dimitar	3-0	20:47	6.9	0-5	.000	0-2	.000	0-0	.000	4	4	8	2.7	3	0	0	6	0	0	0	0.0		
Team											10	9	19					1						
Total		4	800		80-206	.388	20-69	.290	33-46	.717	45	84	129	32.3	82	2	41	74	3	30	213	53.3		
Opponents		4	800		96-211	.455	30-99	.303	64-83	.771	41	85	126	31.5	52	0	49	53	10	30	286	71.5		

Team Statistics

	IUPUI	OPP
Scoring	213	286
Points per game	53.3	71.5
Scoring margin	-18.3	-
Field goals-att	80-206	96-211
Field goal pct	.388	.455
3 point fg-att	20-69	30-99
3-point FG pct	.290	.303
3-pt FG made per game	5.0	7.5
Free throws-att	33-46	64-83
Free throw pct	.717	.771
F-Throws made per game	8.3	16.0
Rebounds	129	126
Rebounds per game	32.3	31.5
Rebounding margin	+0.8	-
Assists	41	49
Assists per game	10.3	12.3
Turnovers	74	53
Turnovers per game	18.5	13.3
Turnover margin	-5.3	-
Assist/turnover ratio	0.6	0.9
Steals	30	30
Steals per game	7.5	7.5
Blocks	3	10
Blocks per game	0.8	2.5
Winning streak	0	-
Home win streak	0	-
Attendance	2403	2967
Home games-Avg/Game	3-801	1-2967
Neutral site-Avg/Game	-	0-0

Team Results

Date	Opponent		Score	Att.
12/02/2021	Detroit Mercy	L	45-69	892
12/04/2021	Oakland	L	45-78	898
01/08/2022	at Wright St.	L	58-72	2967
01/10/2022	UIC	L	65-67	613

2021-2022 STATISTICAL SPLITS

Wins (1 total)

No.	Player				Total		3-Point		F-Throw		Rebounds													
		GP-GS	MIN	AVG	FG-FGA	FG%	3FG-3FGA	3FG%	FT-FTA	FT%	OFF	DEF	TOT	AVG	PF	DQ	A	TO	BLK	STL	PTS	AVG		
4	LASTRAP, Bakari	1-0	19:34	19.6	3-5	.600	1-1	1.000	3-4	.750	0	3	3	3.0	4	0	2	5	0	1	10	10.0		
12	SEAY, Azariah	1-0	18:15	18.3	3-4	.750	1-2	.500	1-2	.500	2	4	6	6.0	2	0	0	3	0	0	8	8.0		
24	CARRASCO, Jonah	1-1	18:53	18.9	4-5	.800	0-0	.000	0-1	.000	4	2	6	6.0	2	0	0	1	2	0	8	8.0		
25	STANTON III, Boston	1-1	26:19	26.3	2-8	.250	2-6	.333	2-2	1.000	0	0	0	0.0	2	0	2	3	0	0	8	8.0		
33	PANDEV, Dimitar	1-0	15:58	16.0	3-5	.600	1-3	.333	0-0	.000	1	3	4	4.0	0	0	2	1	0	1	7	7.0		
23	ISITUA, Chuks	1-0	15:57	16.0	1-2	.500	0-0	.000	3-4	.750	1	1	2	2.0	4	0	1	3	1	0	5	5.0		
5	MCCLURE, Nathan	1-1	26:50	26.8	2-6	.333	0-3	.000	1-2	.500	2	5	7	7.0	1	0	1	0	0	0	5	5.0		
1	PRUITT, KJ	1-1	31:02	31.0	2-5	.400	1-2	.500	0-0	.000	0	1	1	1.0	1	0	2	0	1	2	5	5.0		
2	HARVEY, Bobby	1-1	27:12	27.2	2-8	.250	1-6	.167	0-0	.000	0	3	3	3.0	2	0	2	1	0	3	5	5.0		
Team											2	3	5					2						
Total		1	200		22-48	.458	7-23	.304	10-15	.667	12	25	37	37.0	18	0	12	19	4	7	61	61.0		
Opponents		1	200		16-44	.364	0-7	.000	9-13	.692	6	14	20	20.0	13	0	3	19	0	8	41	41.0		

Losses (12 total)

No.	Player				Total		3-Point		F-Throw		Rebounds												
		GP-GS	MIN	AVG	FG-FGA	FG%	3FG-3FGA	3FG%	FT-FTA	FT%	OFF	DEF	TOT	AVG	PF	DQ	A	TO	BLK	STL	PTS	AVG	
00	MAXWELL, B.J.	12-12	380:21	31.7	47-139	.338	15-61	.246	31-38	.816	17	42	59	4.9	33	0	7	24	5	11	140	11.7	
12	SEAY, Azariah	12-3	209:07	17.4	29-77	.377	6-34	.176	12-15	.800	14	16	30	2.5	24	1	7	18	1	7	76	6.3	
4	LASTRAP, Bakari	12-1	232:03	19.3	30-75	.400	4-12	.333	11-20	.550	4	13	17	1.4	22	0	29	32	0	8	75	6.3	
1	PRUITT, KJ	9-9	239:10	26.6	17-41	.415	3-12	.250	8-13	.615	8	22	30	3.3	18	0	16	31	3	8	45	5.0	
25	STANTON III, Boston	12-12	278:05	23.2	21-76	.276	11-38	.289	5-10	.500	2	24	26	2.2	17	0	15	28	1	5	58	4.8	
2	HARVEY, Bobby	8-0	144:54	18.1	11-40	.275	9-25	.360	2-3	.667	4	16	20	2.5	16	1	5	6	1	0	33	4.1	
5	MCCLURE, Nathan	12-10	293:34	24.5	19-46	.413	7-28	.250	4-5	.800	13	35	48	4.0	32	0	10	17	0	13	49	4.1	
23	ISITUA, Chuks	12-3	179:22	14.9	18-31	.581	0-0	.000	9-15	.600	10	18	28	2.3	26	1	2	13	6	4	45	3.8	
10	DEPERSIA, Mike	8-1	160:52	20.1	10-27	.370	5-14	.357	5-11	.455	1	13	14	1.8	14	1	18	8	0	4	30	3.8	
24	CARRASCO, Jonah	12-9	201:52	16.8	13-29	.448	0-0	.000	12-19	.632	17	22	39	3.3	27	0	1	10	7	1	38	3.2	
33	PANDEV, Dimitar	11-0	80:39	7.3	9-18	.500	2-4	.500	5-9	.556	6	14	20	1.8	8	0	0	8	1	0	25	2.3	
Team											29	24	53					10					
Total		12	2400		224-599	.374	62-228	.272	104-158	.658	125	259	384	32.0	237	4	110	205	25	61	614	51.2	
Opponents		12	2400		260-610	.426	89-267	.333	192-261	.736	130	275	405	33.8	174	1	135	162	29	92	801	66.8	

Home (1-5)

No.	Player				Total		3-Point		F-Throw		Rebounds											
		GP-GS	MIN	AVG	FG-FGA	FG%	3FG-3FGA	3FG%	FT-FTA	FT%	OFF	DEF	TOT	AVG	PF	DQ	A	TO	BLK	STL	PTS	AVG
00	MAXWELL, B.J.	5-5	161:57	32.4	22-57	.386	7-24	.292	11-13	.846	9	13	22	4.4	15	0	3	14	0	6	62	12.4
12	SEAY, Azariah	6-2	113:35	18.9	19-36	.528	4-15	.267	6-7	.857	6	12	18	3.0	14	1	4	12	1	5	48	8.0
4	LASTRAP, Bakari	6-1	126:03	21.0	17-43	.395	3-6	.500	10-13	.769	3	10	13	2.2	13	0	15	15	0	4	47	7.8
10	DEPERSIA, Mike	3-0	69:41	23.2	6-14	.429	2-6	.333	3-5	.600	1	4	5	1.7	5	0	9	4	0	3	17	5.7
25	STANTON III, Boston	6-6	158:00	26.3	11-48	.229	6-27	.222	5-8	.625	2	5	7	1.2	9	0	4	14	0	3	33	5.5
1	PRUITT, KJ	4-4	113:52	28.5	8-21	.381	1-5	.200	3-6	.500	4	9	13	3.3	9	0	11	8	1	5	20	5.0
24	CARRASCO, Jonah	6-4	119:29	19.9	9-17	.529	0-0	.000	9-13	.692	11	12	23	3.8	12	0	1	6	6	0	27	4.5
23	ISITUA, Chuks	6-2	92:42	15.5	9-18	.500	0-0	.000	4-8	.500	7	10	17	2.8	15	1	1	5	2	3	22	3.7
2	HARVEY, Bobby	3-1	64:40	21.6	4-19	.211	3-13	.231	0-1	.000	0	6	6	2.0	9	1	2	5	1	3	11	3.7
33	PANDEV, Dimitar	5-0	47:07	9.4	6-11	.545	3-6	.500	3-6	.500	5	9	14	2.8	6	0	2	5	0	1	18	3.6
5	MCCLURE, Nathan	6-5	132:53	22.1	7-17	.412	1-8	.125	3-4	.750	7	15	22	3.7	15	0	2	11	0	3	18	3.0
Team											14	15	29					5				
Total		6	1200		118-301	.392	30-110	.273	57-84	.679	69	120	189	31.5	122	3	54	104	11	36	323	53.8
Opponents		6	1200		130-302	.430	46-143	.322	90-114	.789	66	125	191	31.8	88	0	65	92	16	41	396	66.0

Road/Neutral (0-7)

No.	Player				Total		3-Point		F-Throw		Rebounds											
		GP-GS	MIN	AVG	FG-FGA	FG%	3FG-3FGA	3FG%	FT-FTA	FT%	OFF	DEF	TOT	AVG	PF	DQ	A	TO	BLK	STL	PTS	AVG
00	MAXWELL, B.J.	7-7	218:24	31.2	25-82	.305	8-37	.216	20-25	.800	8	29	37	5.3	18	0	4	10	5	5	78	11.1
4	LASTRAP, Bakari	7-0	125:34	17.9	16-37	.432	2-7	.286	4-11	.364	1	6	7	1.0	13	0	16	22	0	5	38	5.4
5	MCCLURE, Nathan	7-6	187:31	26.8	14-35	.400	6-23	.261	2-3	.667	8	25	33	4.7	18	0	9	6	0	10	36	5.1
12	SEAY, Azariah	7-1	113:47	16.3	13-45	.289	3-21	.143	7-10	.700	10	8	18	2.6	12	0	3	9	0	2	36	5.1
1	PRUITT, KJ	6-6	156:20	26.1	11-25	.440	3-9	.333	5-7	.714	4	14	18	3.0	10	0	7	23	3	5	30	5.0
25	STANTON III, Boston	7-7	146:24	20.9	12-36	.333	7-17	.412	2-4	.500	0	19	19	2.7	10	0	13	17	1	2	33	4.7
2	HARVEY, Bobby	6-0	107:26	17.9	9-29	.310	7-18	.389	2-2	1.000	4	13	17	2.8	9	0	5	2	0	0	27	4.5
23	ISITUA, Chuks	7-1	102:37	14.7	10-15	.667	0-0	.000	8-11	.727	4	9	13	1.9	15	0	2	11	5	1	28	4.0
24	CARRASCO, Jonah	7-6	101:16	14.5	8-17	.471	0-0	.000	3-7	.429	10	12	22	3.1	17	0	0	5	3	1	19	2.7
10	DEPERSIA, Mike	5-1	91:11	18.2	4-13	.308	3-8	.375	2-6	.333	0	9	9	1.8	9	1	9	4	0	1	13	2.6
33	PANDEV, Dimitar	7-0	49:30	7.1	6-12	.500	0-1	.000	2-3	.667	2	8	10	1.4	2	0	0	4	1	0	14	2.0
Team											17	12	29					7				
Total		7	1400		128-346	.370	39-141	.277	57-89	.640	68	164	232	33.1	133	1	68	120	18	32	352	50.3
Opponents		7	1400		146-352	.415	43-131	.328	111-160	.694	70	164	234	33.4	99	1	73	89	13	59	446	63.7

STARTING LINEUPS

Date	Opponent	Outcome	Name	Name	Name	Name	Name	First Sub (Time)
11/9	at Butler	L, 47-56	Maxwell	Pruitt	McClure	Stanton III	Carrasco	DePersia (16:59)
11/11	at Evansville	L, 40-60	Maxwell	Pruitt	McClure	Stanton III	Carrasco	DePersia (17:18)
11/15	vs. Denver	L, 47-63	Maxwell	Pruitt	McClure	Stanton III	Carrasco	Harvey (17:57)
11/16	vs. TAMUCC	L, 59-65	Maxwell	Pruitt	McClure	Stanton III	Carrasco	Isitua (18:12)
11/17	at UTSA	L, 57-60	Maxwell	Pruitt	McClure	Stanton III	Carrasco	Isitua/Seay (15:55)
11/23	Spalding	W, 61-41	Harvey	Pruitt	McClure	Stanton III	Carrasco	LaStrap/Isitua/Seay (15:18)
12/2	*Detroit Mercy	L, 45-69	Maxwell	Pruitt	McClure	Stanton III	Carrasco	DePersia/Harvey (16:28)
12/4	*Oakland	L, 45-78	Maxwell	Pruitt	McClure	Stanton III	Carrasco	DePersia/Isitua/Seay (14:14)
12/10	at Tennessee St.	L, 44-70	Maxwell	Pruitt	DePersia	Stanton III	Isitua	Carrasco/Harvey/McClure (15:53)
12/16	Chicago St.	L, 55-61	Maxwell	Pruitt	LaStrap	Stanton III	Isitua	Carrasco (17:21)
12/21	Morehead St.	L, 52-80	Maxwell	Seay	McClure	Stanton III	Isitua	LaStrap (17:05)
1/8	*at Wright St.	L, 58-72	Maxwell	Seay	McClure	Stanton III	Carrasco	LaStrap (17:27)
1/10	*UIC	L, 65-67	Maxwell	Seay	McClure	Stanton III	Carrasco	LaStrap (16:09)
1/13	*at Green Bay							
1/15	*at Milwaukee							
1/18	at Ohio State							
1/20	*Wright St.							
1/22	*Northern Ky.							
1/27	*at Oakland							
1/29	*at Detroit Mercy							
2/3	*Youngstown St.							
2/5	*Robert Morris							
2/10	*at Purdue FW							
2/12	*at Cleveland St.							
2/14	*at UIC							
2/17	*at Robert Morris							
2/19	*at Youngstown St.							
2/24	*Milwaukee							
2/26	*Green Bay							
3/1	HL - 1st Round							
3/3	HL - Quarterfinals							
3/7	HL - Semifinals							
3/8	HL - Championship							

IUPUI TEAM HIGHS

POINTS.....	65	UIC.....	Jan. 10
FG MADE.....	26	UIC.....	Jan. 10
FG ATT.....	56	at Wright State.....	Jan. 8
FG PCT.....	52.0%	UIC.....	Jan. 10
3FG MADE.....	9	vs. Denver.....	Nov. 15
3FG ATT.....	27	vs. Denver.....	Nov. 15
3FG PCT.....	41.2%	at Wright State.....	Jan. 8
FT MADE.....	16	vs. TAMUCC.....	Nov. 16
FT ATT.....	23	vs. TAMUCC.....	Nov. 16
FT PCT.....	80.0%	UIC.....	Jan. 10
OFF. REB.....	13	vs. Morehead State.....	Dec. 21
DEF. REB.....	31	vs. TAMUCC.....	Nov. 16
REB.....	41	vs. TAMUCC.....	Nov. 16
REB MARGIN.....	+17	Spalding.....	Nov. 23
AST.....	13	(2x) last vs. Detroit Mercy.....	Dec. 2
STL.....	11	at Wright State.....	Jan. 8
BLK.....	6	at UTSA.....	Nov. 17
TO.....	25	vs. TAMUCC.....	Nov. 16
TO MARGIN.....	+13	Chicago State.....	Dec. 16
FOULS.....	26	Oakland.....	Dec. 4

OPPONENT TEAM HIGHS

POINTS.....	80	Morehead State.....	Dec. 21
FG MADE.....	26	at Wright State.....	Jan. 8
FG ATT.....	63	at UTSA.....	Nov. 17
FG PCT.....	49.0%	(3x) last vs. UIC.....	Jan. 10
3FG MADE.....	11	Morehead State.....	Dec. 21
3FG ATT.....	30	Chicago State.....	Dec. 16
3FG PCT.....	50.0%	vs. Denver.....	Nov. 15
FT MADE.....	28	Oakland.....	Dec. 4
FT ATT.....	35	vs. TAMUCC.....	Nov. 16
FT PCT.....	87.5%	Oakland.....	Dec. 4
OFF. REB.....	19	at UTSA.....	Nov. 17
DEF. REB.....	30	at Evansville.....	Nov. 11
REB.....	47	Chicago State.....	Dec. 16
REB MARGIN.....	+20	Chicago State.....	Dec. 16
AST.....	14	(2x) last vs. Morehead St.....	Dec. 21
STL.....	12	(2x) last vs. TAMUCC.....	Nov. 16
BLK.....	6	Chicago State.....	Dec. 16
TO.....	24	Chicago State.....	Dec. 16
TO MARGIN.....	+15	Oakland.....	Dec. 4
FOULS.....	24	vs. TAMUCC.....	Nov. 16

IUPUI PLAYER GAME HIGHS

POINTS.....	20	Maxwell vs. Chicago St. (12/16)
FG MADE.....	8	(2x) Seay vs. Morehead St. (12/21)
FG ATT.....	18	Maxwell vs. Oakland (12/4)
FG PCT.....	70.0%	LaStrap vs. UIC (1/10)
<i>(min. 5 made)</i>		
3FG MADE.....	3	(4x) Maxwell/Seay vs. CSU (12/16)
3FG ATT.....	7	(4x) Stanton III vs. UDM (12/2)
3FG PCT.....	100%	Pandev vs. Morehead St. (12/21)
<i>(min. 2 made)</i>		
FT MADE.....	6	Maxwell vs. TAMUCC (11/16)
FT ATT.....	6	(6x) LaStrap at Wright St. (1/8)
FT PCT.....	100%	Maxwell vs. TAMUCC (11/16)
<i>(min. 3 made)</i>		
REB.....	10	Maxwell at UTSA (11/17)
AST.....	5	LaStrap at Wright St. (1/8)
STL.....	6	McClure at Wright St. (1/8)
BLK.....	2	(8x) Carrasco vs. Chicago St. (12/16)
TO.....	6	Maxwell vs. Detroit Mercy (12/2)

IUPUI TEAM LOWS

POINTS.....	40	at Evansville.....	Nov. 11
FG MADE.....	16	(3x) last vs. Detroit Mercy.....	Dec. 2
FG ATT.....	47	(2x) last at UTSA.....	Nov. 17
FG PCT.....	30.8%	vs. Denver.....	Nov. 15
3FG MADE.....	2	Oakland.....	Dec. 4
3FG ATT.....	14	at Evansville.....	Nov. 11
3FG PCT.....	12.5%	Oakland.....	Dec. 4
FT MADE.....	4	at UTSA.....	Nov. 17
FT ATT.....	8	at UTSA.....	Nov. 17
FT PCT.....	50.0%	(2x) last at UTSA.....	Nov. 17
OFF. REB.....	6	(2x) last at Evansville.....	Nov. 11
DEF. REB.....	15	Morehead State.....	Dec. 21
REB.....	26	(2x) last at Evansville.....	Nov. 11
REB MARGIN.....	-20	Chicago State.....	Dec. 16
AST.....	5	Morehead State.....	Dec. 21
STL.....	1	Morehead State.....	Dec. 21
BLK.....	0	(2x) last at Wright State.....	Jan. 8
TO.....	9	at Butler.....	Nov. 9
TO MARGIN.....	-15	Oakland.....	Dec. 4
FOULS.....	12	at Tennessee State.....	Dec. 10

OPPONENT TEAM LOWS

POINTS.....	41	Spalding.....	Nov. 23
FG MADE.....	15	at Butler.....	Nov. 9
FG ATT.....	38	at Evansville.....	Nov. 11
FG PCT.....	33.3%	at UTSA.....	Nov. 17
3FG MADE.....	0	Spalding.....	Nov. 23
3FG ATT.....	7	Spalding.....	Nov. 23
3FG PCT.....	00.0%	Spalding.....	Nov. 23
FT MADE.....	9	Spalding.....	Nov. 23
FT ATT.....	13	(2x) last vs. UIC.....	Jan. 10
FT PCT.....	54.2%	vs. Denver.....	Nov. 15
OFF. REB.....	3	at Evansville.....	Nov. 11
DEF. REB.....	14	(2x) last vs. Spalding.....	Nov. 23
REB.....	20	Spalding.....	Nov. 23
REB MARGIN.....	-17	Spalding.....	Nov. 23
AST.....	3	Spalding.....	Nov. 23
STL.....	3	(2x) last vs. Chicago St.....	Dec. 16
BLK.....	0	(2) last vs. TAMUCC.....	Nov. 16
TO.....	8	Oakland.....	Dec. 4
TO MARGIN.....	-13	Chicago State.....	Dec. 16
FOULS.....	10	at Evansville.....	Nov. 11

OPPOSING PLAYER GAME HIGHS

POINTS.....	22	K.J. Hunt vs. Denver (11/15)
FG MADE.....	9	K.J. Hunt vs. Denver (11/15)
FG ATT.....	17	Dhieu Deing at UTSA (11/17)
FG PCT.....	80.0%	Dedric Boyd at Tenn. St. (12/10)
<i>(min. 5 made)</i>		
3FG MADE.....	5	Antoine Davis vs. UDM (12/2)
3FG ATT.....	12	Antoine Davis vs. UDM (12/2)
3FG PCT.....	100%	Michael Henn vs. Denver (11/15)
<i>(min. 2 made)</i>		
FT MADE.....	10	(2x) Jalen Moore vs. Oakland (12/4)
FT ATT.....	13	Chuck Harris vs. Butler (11/9)
FT PCT.....	100%	Jalen Moore vs. Oakland (12/4)
<i>(min. 3 made)</i>		
REB.....	14	Cedrick Alley Jr. vs. UTSA (11/17)
AST.....	10	Antoine Davis vs. UDM (12/2)
STL.....	4	(3x) Christian Brown at TSU (12/10)
BLK.....	4	Teddy Bayi Ba Mendeng vs. Chi St. (12/16)
TO.....	8	Jahsean Corbett vs. Chicago St. (12/16)



IUPUI Hall of Famer **Matt Crenshaw** was named the tenth head coach of the Jaguars' men's basketball program in April 2021. Crenshaw, the program's all-time leader in assists and longtime assistant coach, was selected following a national search, facilitated by an IUPUI campus-wide search committee and assisted by Parker Executive Search. He brings 15 years of collegiate coaching experience to the Jaguar program.

Before his return to IUPUI, Crenshaw spent three seasons as an assistant at Ball State, serving as the Cardinals' co-defensive coordinator. In addition, he was instrumental in BSU's guard development, recruiting efforts and advance scouting. Under his tutelage, Ball State boasted All-Mid-American Conference performers Tayler Persons, Ishmael El-Amin, K.J. Walton and 2019-20 MAC Freshman of the Year Jarron Coleman. In addition, Ball State had the MAC's best scoring defense during the 2019-2020 season and captured a West Division championship before the season was halted due to COVID-19.

Crenshaw previously spent 12 seasons on the IUPUI bench, including his final seven years as the program's associate head coach. He was on the IUPUI coaching staff when the Jaguars notched a 26-7 mark in 2007-2008, led by the program's first NBA Draft pick, George Hill. While at IUPUI, he coached 15 all-league performers, two all-district honorees, three Mid-Major All-Americans and one CoSIDA Academic All-American.

His time on the IUPUI sidelines spanned the tenures of three head coaches, starting with his college coach Ron Hunter. Crenshaw was instrumental in a pair of firsts - leading the Jaguars to their first NCAA Tournament as a player and helping the program to its first postseason victory as a coach.

That victory came in the 2010 College Basketball Invitational as part of a 25-win season in which IUPUI fell one win shy of tying the program's single-season record for victories. That season also included one of the Jaguars' two trips to the Summit League championship game during Crenshaw's time on the bench.

In May of 2013, Crenshaw was selected from a competitive field of talented assistant coaches and invited to participate in the NCAA's A.C.E (Achieving Coaching Excellence) Program. The professional development seminar provided an opportunity to focus on training and education in the areas of leadership, communication, campus relations, media, community involvement and program management. He was able to implement much of the training as he has excelled in academic oversight and been active on campus, both at IUPUI and Ball State. He's also helped spearhead community service initiatives in both Indianapolis and Muncie.

As a player, Crenshaw gained national acclaim in March 2003 when his last second jumper sent IUPUI to a thrilling win over Valparaiso in the Mid-Continent Conference championship game and the program's first-ever NCAA Tournament berth.

The Charlottesville, Va.-native capped his collegiate career with an outstanding senior season, earning Mid-Con Defensive Player of the Year honors and Honorable Mention All Mid-Con honors. The 6-foot-2 guard averaged 11.7 points, 5.6 assists



THE CRENSHAW FILE

Alma Mater:	IUPUI, '04
Seasons with IUPUI:	13th season overall; 1st as HC
Career Record:	1-12 (1st season)
IUPUI Record:	1-12 (1st season)
Coaching Experience:	2006-10, Asst. Coach, IUPUI 2010-18, Associate Head Coach, IUPUI 2018-21, Assistant Coach, Ball State 2021-present, Head Coach, IUPUI

and 4.4 rebounds per game as IUPUI went 21-11 overall. He shot 57.3 percent from the floor from his guard spot, while playing 36.3 minutes per game. He was a Preseason All Mid-Con selection prior to his senior season.

He finished his career ranked sixth in school history with 157 steals and led the Mid-Con as a junior and senior in assist-to-turnover ratio. He played in 123 career games, making 98 starts during his four years, totaling 923 points and 422 rebounds to accompany his school record 510 assists. He later had his No. 21 jersey retired by the program, becoming just the third former player to have his number retired to the IUPUI rafters.

After graduating from IUPUI in 2004, Crenshaw spent two years playing professionally both in the U.S. and overseas. He has played professionally in the ABA, Slovakia and Poland. While in Slovakia, he helped his squad to the Slovakian National Championship, while earning Playoff MVP honors. He was pegged by Eurobasket.com as the All-Slovakian League Import Player of the Year and First Team All-League before turning his attention to the coaching ranks.

ALL-TIME RESULTS

Green Bay (8-5)

H: 3-2, A: 4-3, N: 1-0

D1 era: 8-3, OT: 0-0

1-8-1977	H	66-67	L
2-4-1978	A	59-86	L
11-24-2003	H	66-55	W
11-20-2004	A	53-68	L
11-22-2010	N	63-46	W
1-2-2018	A	67-63	W
1-12-2018	H	67-61	W
1-17-2019	A	76-70	W
2-24-2019	H	79-68	W
1-5-2020	A	93-78	W
2-6-2020	H	85-91	L
2-5-2021	A	80-71	W
2-6-2021	A	72-79	L

THE LAST MEETING - GREEN BAY 79, IUPUI 72 (FEB. 6, 2021 - GREEN BAY, WISC.)

JAGS UNABLE TO COME FROM BEHIND AT GREEN BAY IN 79-72 LOSS

GREEN BAY, Wisc. - The IUPUI basketball team was unable to complete a two-game road sweep at Green Bay on Saturday (Feb. 6) as the Jaguars fell to the host Phoenix, 79-72 inside the Kress Center. IUPUI battled back from a 23-point halftime deficit to cut the lead to six in the closing minute, but ultimately succumbed on a day in which it shot just 38 percent from the floor.

The Jaguars senior trio of Marcus Burk, Elijah Goss and Jaylen Minnett continued to shoulder the load, combining to score 53 of the team's 72 points in the loss. Minnett had a game-high 21 points and six assists before fouling out in the closing minute while Burk scored 17 of his 19 points in the second half and grabbed seven boards, but was also disqualified. Goss registered his fourth straight double-double with 13 points and 12 boards, surpassing the 800 career rebound mark in the process.

Green Bay outscored IUPUI 35-11 at the free throw line as the Jags were whistled for 29 fouls to the host's 15 fouls. The Jags helped offset the deficit by connecting on 11-of-32 (34.4 percent) attempts from three-point range while holding Green Bay to just 2-of-13 (15.4 percent) from deep.

IUPUI (5-8, 4-8 HL) led 8-7 in the early going, but Green Bay sped away with an 18-2 run over the next six minutes to bury the Jags in a 25-10 rut. Bobby Harvey stopped the run by swishing a three, but the Phoenix continued to pile on and led 41-18 at the half. The Jaguars made just 7-of-23 (22.6 percent) first half field goal attempts and Minnett was the lone IUPUI player with more than one make.

The Green Bay lead was still larger than 20 at the midpoint of the second half before the Jags feverishly climbed back late. Burk scored five points in succession on the heels of a Goss layup to make it 63-53 with 5:46 left. IUPUI pulled within nine with 2:53 to play when Burk stuck a short jumper.

After Green Bay's P.J. Pipes made a pair of free throws, Nathan McClure cut the lead back to eight when he rattled home a wing three. IUPUI had two cracks to make it a two-possession game with just under two minutes to play, but Burk missed an initial three-point attempt and Minnett came up empty on a runner after grabbing the offensive board.

Some late makes from Mike DePersia and Azariah Seay in a five second span in the final minute made it a two possession game before the Phoenix iced the game at the line.

Pipes led Green Bay (6-14, 6-10 HL) with 20 points and four assists while hitting 15-of-16 free throw attempts. Emmanuel Ansong added 18 points and nine boards and Amari Davis had 13 points. Josh Jefferson contributed 12 off the Green Bay bench, including hitting all six of his foul shots.

Minnett was 8-of-23 overall and hit three threes while Burk shot 5-of-16 from the floor. Goss recorded his sixth double-double of the year and 21st of his collegiate career while hitting 5-of-10 of his shot attempts. McClure contributed six points on a pair of late treys and DePersia finished with five points and six rebounds.

The loss snapped the Jaguars' four-game road winning streak versus the Phoenix since joining the Horizon League in 2017.

IUPUI 72 • 5-8,4-8 Horizon

#	Player	Total		3-Ptr		Rebounds			PF	TP	A	TO	Blk	Stl	Min
		FG-FGA	FG-FGA	FT-FTA	FT-FTA	Off	Def	Tot							
32	GOSS, Elijah	f 5-10	0-0	3-4	3-4	3	9	12	2	13	0	2	0	1	37
00	MINNETT, Jaylen	g 8-23	3-12	2-2	1-1	2	5	21	5	21	6	2	1	1	35
05	McCLURE, Nathan	g 2-3	2-3	0-0	1-1	2	4	6	1	0	0	0	0	0	34
10	DePERSIA, Mike	g 2-7	1-4	0-0	3-3	6	5	5	1	0	0	0	0	0	35
14	BURK, Marcus	g 5-16	3-8	6-8	0-7	7	5	19	2	5	1	0	0	0	37
02	HARVEY, Bobby	1-1	1-1	0-0	1-0	1	4	3	0	0	0	0	0	0	7
04	LaSTRAP, Bakari	1-1	0-0	0-0	0-0	0	1	2	0	0	0	0	0	0	5
12	SEAY, Azariah	1-5	1-4	0-0	0-0	0	1	3	1	0	0	0	0	0	7
23	GEORGIADIS, Dimitri	0-0	0-0	0-0	0-0	0	0	0	0	0	0	0	0	0	2
50	SHIRLEY, Acton	0-0	0-0	0-0	0-0	0	2	0	0	0	0	0	0	0	1
Team						3	5	8							
Totals		25-66	11-32	11-14	12	26	38	29	72	11	9	2	2	2	200

FG % 1st Half: 7-31 22.6% 2nd half: 18-35 51.4% Game: 25-66 37.9% Deadball Rebounds 3
3FG % 1st Half: 4-16 25.0% 2nd half: 7-16 43.8% Game: 11-32 34.4%
FT % 1st Half: 0-0 0.0% 2nd half: 11-14 78.6% Game: 11-14 78.6%

Green Bay 79 • 6-14,6-10 Horizon

#	Player	Total		3-Ptr		Rebounds			PF	TP	A	TO	Blk	Stl	Min
		FG-FGA	FG-FGA	FT-FTA	FT-FTA	Off	Def	Tot							
21	Terrance Thompson	f 0-3	0-2	0-0	0-3	3	3	3	3	0	0	0	0	0	16
01	Amari Davis	g 3-11	0-1	7-8	0-4	4	2	13	2	13	2	1	1	1	38
02	Pj Pipes	g 2-6	1-3	15-16	1-4	5	1	20	4	2	0	0	0	0	35
05	Lucas Stieber	g 2-3	1-2	0-0	0-5	5	2	5	2	2	3	0	0	0	29
23	Emmanuel Ansong	g 6-9	0-1	6-7	3-6	9	2	18	1	1	2	0	0	0	32
00	Josh Jefferson	3-9	0-2	6-6	0-3	3	0	12	1	1	0	0	0	0	32
03	Japannah Kellogg III	4-8	0-1	1-1	1-1	2	3	9	0	1	3	0	0	0	16
10	Damontae Taylor	0-0	0-0	0-0	0-0	0	0	0	0	0	0	0	0	0	0+
11	Jacob Jones	0-0	0-0	0-0	0-0	0	0	0	0	0	0	0	0	0	0+
12	Cem Kirciman	1-2	0-0	0-0	0-0	0	1	2	0	0	0	0	0	0	5
13	Ryan Clafin	0-1	0-1	0-0	1-0	1	0	0	0	0	1	0	0	0	4
14	Paris Taylor	0-0	0-0	0-0	0-0	0	0	0	0	0	0	0	0	0	0+
15	Colin Schaefer	0-0	0-0	0-0	0-0	0	1	0	0	0	0	0	0	0	3
Team						1	2	3							
Totals		21-52	2-13	35-38	7	28	35	15	79	10	10	9	4	200	

FG % 1st Half: 14-29 48.3% 2nd half: 7-23 30.4% Game: 21-52 40.4% Deadball Rebounds 1,1
3FG % 1st Half: 2-9 22.2% 2nd half: 0-4 0.0% Game: 2-13 15.4%
FT % 1st Half: 11-12 91.7% 2nd half: 24-26 92.3% Game: 35-38 92.1%

Officials: Matt Morales,Luke Chittum,Steve Honacki

Technical fouls: IUPUI-None. Green Bay-None.

Attendance:

Score by periods	1st	2nd	Total
IUPUI	18	54	72
Green Bay	41	38	79

Last FG - IUPUI 2nd-00:06, GB 2nd-03:54.
Largest lead - IUPUI by 2 1st-19:34, GB by 23 1st-00:13.
IUPUI led for 02:59. GB led for 35:25. Game was tied for 01:36.

Score tied - 2 times.
Lead changed - 5 times.

Points	In	Off	2nd	Fast	Bench
IUPUI	24	16	3	8	8
GB	38	13	14	16	23

PLAYER BIOS




B.J. MAXWELL

Grad Student | Guard
6-5 | 200
Austin, Texas
LBJ (St. Edward's Univ.)

#00

Birthdate: June 3, 1997 (age 24)
Major: Public Relations MA



KJ PRUITT

Freshman | Guard
6-4 | 203
Lewisville, Texas
Sunrise Christian Academy

#1

Birthdate: Sept. 8, 2000 (age 21)
Major: Sports Management

CAREER/SEASON HIGHS

CAREER HIGH	CATEGORY	SEASON HIGH
20 vs. Chicago State (12/16/2021)	PTS	20 vs. Chicago State (12/16/2021)
10 at UTSA (11/17/2021)	REB	10 at UTSA (11/17/2021)
5 vs. Northwestern State (1/19/19)	AST	2 - twice
8 vs. Oakland (12/4/2021)	FG	8 vs. Oakland (12/4/2021)
18 vs. Oakland (12/4/2021)	FGA	18 vs. Oakland (12/4/2021)
4 vs. Elon (11/22/18)	3FG	3 - twice
7 - 4x	3FGA	7 - 3x
6 - twice	FT	6 vs. TAMUCC (11/16/2021)
6 - 3x	FTA	6 - twice
3 - three times	STL	2 - twice
2 - 6x	BLK	2 - twice
38 - twice	MIN	38 vs. Oakland (12/4/2021)

GAME-BY-GAME

Opponent	MIN	FG	3FG	FT	O-D-T	PF	A	TO	B	S	PTS
Anderson	21	6-9	1-3	0-0	0-1-1	3	0	0	0	0	13
at Butler*	27	4-11	2-7	4-6	0-6-6	2	0	0	2	1	14
at Evansville*	31	3-13	0-2	2-3	2-2-4	4	0	1	1	1	8
vs. Denver*	24	4-12	3-7	3-3	1-2-3	2	0	2	0	0	14
vs. TAMUCC*	36	4-12	0-5	6-6	1-4-5	3	0	4	0	1	14
at UTSA*	35	5-15	2-7	1-2	2-8-10	2	2	0	2	0	13
Spalding	did not play										
Detroit Mercy*	29	4-9	1-3	1-2	2-2-4	1	1	6	0	1	10
Oakland*	38	8-18	0-5	3-4	4-5-9	4	0	5	0	2	19
at Tenn. St.*	36	3-11	0-5	2-2	0-2-2	2	0	2	0	1	8
Chicgao St.*	33	6-11	3-4	5-5	2-2-4	4	1	0	0	2	20
Morehead St.*	31	1-7	1-6	0-0	0-1-1	4	0	1	0	0	3
at Wright St.*	30	2-8	1-4	2-3	2-5-7	3	2	1	0	1	7
UIC*	31	3-12	2-6	2-2	1-3-4	2	1	2	0	1	10
at Green Bay											
at Milwaukee											
at Ohio State											
Wright St.											
Northern Ky.											
at Oakland											
at Detroit Mercy											
Y'town St.											
Robert Morris											
at Purdue FW											
at Cleveland St.											
at UIC											
at Robert Morris											
at Y'town St.											
Milwaukee											
Green Bay											
HL - 1st Rd.											
HL - 2nd Rd.											
HL Semis											
HL Finals											

* denotes starter

CAREER/SEASON HIGHS

CAREER HIGH	CATEGORY	SEASON HIGH
10 at Tennessee State (12/10/2021)	PTS	10 at Tennessee State (12/10/2021)
7 vs. TAMUCC (11/16/2021)	REB	7 vs. TAMUCC (11/16/2021)
4 - twice	AST	4 - twice
4 at Tennessee State (12/10/2021)	FG	4 at Tennessee State (12/10/2021)
8 - twice	FGA	8 - twice
1 - 4x	3FG	1 - 4x
3 at UTSA (11/17/2021)	3FGA	3 at UTSA (11/17/2021)
3 vs. Chicago State (12/16/2021)	FT	3 vs. Chicago State (12/16/2021)
6 vs. Chicago State (12/16/2021)	FTA	6 vs. Chicago State (12/16/2021)
2 - 3x	STL	2 - 3x
2 at UTSA (11/17/2021)	BLK	2 at UTSA (11/17/2021)
33 vs. Oakland (12/4/2021)	MIN	33 vs. Oakland (12/4/2021)

GAME-BY-GAME

Opponent	MIN	FG	3FG	FT	O-D-T	PF	A	TO	B	S	PTS
Anderson	19	3-7	0-1	3-4	0-0-0	2	0	0	0	2	9
at Butler*	22	2-5	0-2	0-0	0-2-2	1	0	2	0	0	4
at Evansville*	26	1-2	0-0	2-4	0-0-0	1	0	3	0	1	4
vs. Denver*	19	1-3	0-1	0-0	0-1-1	3	1	5	0	0	2
vs. TAMUCC*	28	1-2	1-1	2-2	1-6-7	4	4	5	0	1	5
at UTSA*	30	2-5	1-3	0-0	0-3-3	1	1	3	2	1	5
Spalding*	31	2-5	1-2	0-0	0-1-1	1	2	0	1	2	5
Detroit Mercy*	31	3-8	0-2	0-0	2-2-4	3	3	1	0	2	6
Oakland*	33	2-5	0-1	0-0	2-4-6	4	4	5	0	0	4
at Tenn. St.*	32	4-8	1-2	1-1	3-2-5	0	1	5	1	2	10
Chicgao St.*	19	1-3	0-0	3-6	0-2-2	1	2	2	0	1	5
Morehead St.	did not play										
at Wright St.	did not play										
UIC	did not play										
at Green Bay											
at Milwaukee											
at Ohio State											
Wright St.											
Northern Ky.											
at Oakland											
at Detroit Mercy											
Y'town St.											
Robert Morris											
at Purdue FW											
at Cleveland St.											
at UIC											
at Robert Morris											
at Y'town St.											
Milwaukee											
Green Bay											
HL - 1st Rd.											
HL - 2nd Rd.											
HL Semis											
HL Finals											

* denotes starter

CAREER STATS

Season	GP-GS	MIN-Avg	FG	Pct.	3FG	Pct.	FT	Pct.
2015-16*	Did not play - redshirted							
2016-17*	17-0	179-10.5	23-47	.489	11-24	.458	1-1	1.000
2017-18*	31-2	308-9.9	43-92	.467	11-31	.355	9-16	.563
2018-19*	24-19	642-26.8	79-161	.491	34-84	.405	29-34	.853
2019-20**	2-2	27-13.5	1-10	.100	0-5	.000	0-0	.000
2020-21***	20-20	581-29.1	144-303	.475	40-109	.367	43-54	.796
2021-22	12-12	380-31.7	47-139	.338	15-61	.246	31-38	.816
TOTALS	12-12	380-31.7	47-139	.338	15-61	.246	31-38	.816

REBOUNDS

Season	O-D-REB-AVG.	PF-DQ	AST	TO	BLK	STL	PTS-PPG
2015-16*	Did not play - redshirted						
2016-17*	13-19-32-1.9	30-1	10	12	3	5	58-3.4
2017-18*	27-42-69-2.2	52-0	20	15	11	8	106-3.4
2018-19*	37-76-113-4.7	64-3	40	20	9	26	221-9.2
2019-20**	0-0-0-0.0	3-0	1	2	0	2	2-1.0
2020-21***	25-80-105-5.3	61-2	46	41	11	25	371-18.6
2021-22	17-42-59-4.9	33-0	7	24	5	11	140-11.7
TOTALS	17-42-59-4.9	33-0	7	24	5	11	140-11.7

* at Abilene Christian; ** at Detroit Mercy; *** at Saint Edward's University State / TOTALS only reflect IUPUI totals


CAREER STATS

Season	GP-GS	MIN-Avg	FG	Pct.	3FG	Pct.	FT	Pct.
2021-22	10-10	270-27.0	19-46	.413	4-14	.286	8-13	.615
TOTALS	10-10	270-27.0	19-46	.413	4-14	.286	8-13	.615

REBOUNDS

Season	O-D-REB-AVG.	PF-DQ	AST	TO	BLK	STL	PTS-PPG
2021-22	8-23-31-3.1	19-0	18	31	4	10	50-5.0
TOTALS	8-23-31-3.1	19-0	18	31	4	10	50-5.0

PLAYER BIOS



BOBBY HARVEY

#2

Senior | Guard
6-3 | 200
Chicago, Ill.
Hillcrest (Wabash Valley J.C.)

Birthdate: Nov. 20, 1999 (age 22)
Major: General Studies



BAKARI LaSTRAP

#4

Sophomore | Guard
6-0 | 170
Houston, Texas
The Woodlands Christian Academy

Birthdate: July 10, 2001 (age 20)
Major: Business

CAREER/SEASON HIGHS

CAREER HIGH	CATEGORY	SEASON HIGH
18 at Milwaukee (1/8/21)	PTS	13 vs. Denver (11/15/2021)
6 vs. Denver (11/15/2021)	REB	6 vs. Denver (11/15/2021)
2- 3x	AST	2 - twice
6 at Milwaukee (1/8/21)	FG	4 vs. Denver (11/15/2021)
13 at Milwaukee (1/8/21)	FGA	8 - twice
3 vs. Denver (11/15/2021)	3FG	3 vs. Denver (11/15/2021)
7 at Milwaukee (1/8/21)	3FGA	6 vs. Spalding (11/23/2021)
4 at Milwaukee (1/8/21)	FT	2 vs. Denver (11/15/2021)
6 at Milwaukee (1/8/21)	FTA	2 vs. Denver (11/15/2021)
3 vs. Spalding (11/23/2021)	STL	3 vs. Spalding (11/23/2021)
1- 3x	BLK	1 vs. Chicago State (12/16/2021)
31 vs. Wright State (1/23/21)	MIN	28 vs. Spalding (11/23/2021)

GAME-BY-GAME

Opponent	MIN	FG	3FG	FT	O-D-T	PF	A	TO	B	S	PTS
Anderson*	21	0-3	0-2	2-2	0-2-2	3	1	0	0	0	2
at Butler	17	0-5	0-3	0-0	0-1-1	3	2	0	0	0	0
at Evansville	19	1-2	1-2	0-0	1-2-3	1	1	1	0	0	3
vs. Denver	27	4-8	3-5	2-2	0-6-6	1	1	0	0	0	13
vs. TAMUCC	21	1-6	1-4	0-0	2-0-2	2	0	1	0	0	3
at UTSA	21	3-5	2-3	0-0	0-4-4	2	1	0	0	0	8
Spalding*	28	2-8	1-6	0-0	0-3-3	2	2	1	0	3	5
Detroit Mercy	19	2-6	2-3	0-1	0-2-2	5	0	3	0	0	6
Oakland	did not play										
at Tenn. St.	2	0-3	0-1	0-0	1-0-1	0	0	0	0	0	0
Chicgao St.	19	0-5	0-4	0-0	0-1-1	2	0	1	1	0	0
Morehead St.	did not play										
at Wright St.	did not play										
UIC	did not play										
at Green Bay											
at Milwaukee											
at Ohio State											
Wright St.											
Northern Ky.											
at Oakland											
at Detroit Mercy											
Y'town St.											
Robert Morris											
at Purdue FW											
at Cleveland St.											
at UIC											
at Robert Morris											
at Y'town St.											
Milwaukee											
Green Bay											
HL - 1st Rd.											
HL - 2nd Rd.											
HL Semis											
HL Finals											

* denotes starter

CAREER STATS

Season	GP-GS	MIN-Avg	FG	Pct.	3FG	Pct.	FT	Pct.
2020-21	14-4	255-18.2	27-71	.380	16-44	.364	8-15	.533
2021-22	9-1	174-19.3	13-48	.271	10-31	.323	2-3	.667
TOTALS	23-5	429-18.7	40-119	.336	26-75	.347	10-18	.556

REBOUNDS

Season	O-D-REB-AVG.	PF-DQ	AST	TO	BLK	STL	PTS-PPG
2020-21	5-30-35-2.5	26-0	5	14	2	3	78-5.6
2021-22	4-19-23-2.6	18-1	7	7	1	3	38-4.2
TOTALS	9-49-58-2.5	44-1	12	21	3	6	116-5.0

CAREER/SEASON HIGHS

CAREER HIGH	CATEGORY	SEASON HIGH
16 vs. UIC (1/10/22)	PTS	16 vs. UIC (1/10/22)
5 - twice	REB	4 vs. Morehead State (12/21/21)
6 vs. Cleveland State (1/1/21)	AST	5 at Wright State (1/8/22)
7 vs. UIC (1/10/22)	FG	7 vs. UIC (1/10/22)
11 vs. Morehead State (12/21/21)	FGA	11 vs. Morehead State (12/21/21)
1 - 8x	3FG	1 - 5x
3 - twice	3FGA	3 vs. Oakland (12/4/2021)
4 at Wright State (1/8/22)	FT	4 at Wright State (1/8/22)
6 - twice	FTA	6 at Wright State (1/8/22)
3 - 3x	STL	2 - twice
---	BLK	---
36 at Youngstown State (2/20/21)	MIN	35 - twice

GAME-BY-GAME

Opponent	MIN	FG	3FG	FT	O-D-T	PF	A	TO	B	S	PTS
Anderson*	17	2-7	0-1	0-0	0-1-1	1	4	1	0	1	4
at Butler	17	4-7	0-1	0-0	0-1-1	4	1	1	0	2	8
at Evansville	13	3-7	0-0	0-0	0-2-2	0	1	3	0	1	6
vs. Denver	20	0-5	0-2	0-0	1-1-2	4	4	6	0	1	0
vs. TAMUCC	4	0-1	0-1	0-2	0-0-0	2	0	5	0	0	0
at UTSA	19	3-4	0-0	0-2	0-1-1	1	4	3	0	1	6
Spalding	19	3-5	1-1	3-4	0-3-3	4	2	5	0	1	10
Detroit Mercy	13	0-4	0-0	2-2	0-1-1	0	4	0	0	0	2
Oakland	13	1-5	1-3	0-0	0-2-2	2	1	2	0	0	3
at Tenn. St.	16	3-3	1-1	0-1	0-0-0	1	1	3	0	0	7
Chicgao St.*	21	1-8	0-1	3-4	0-0-0	1	2	1	0	1	5
Morehead St.	35	5-11	0-0	1-1	2-2-4	3	3	5	0	0	11
at Wright St.	35	3-10	1-2	4-6	0-1-1	1	5	1	0	0	11
UIC	25	7-10	1-1	1-2	1-2-3	3	3	2	0	2	16
at Green Bay											
at Milwaukee											
at Ohio State											
Wright St.											
Northern Ky.											
at Oakland											
at Detroit Mercy											
Y'town St.											
Robert Morris											
at Purdue FW											
at Cleveland St.											
at UIC											
at Robert Morris											
at Y'town St.											
Milwaukee											
Green Bay											
HL - 1st Rd.											
HL - 2nd Rd.											
HL Semis											
HL Finals											

* denotes starter


CAREER STATS

Season	GP-GS	MIN-Avg	FG	Pct.	3FG	Pct.	FT	Pct.
2020-21	18-1	235-13.1	16-56	.286	3-13	.231	16-25	.640
2021-22	13-1	251-19.3	33-80	.413	5-13	.385	14-24	.583
TOTALS	31-2	486-15.7	49-136	.360	8-26	.308	30-49	.612

REBOUNDS

Season	O-D-REB-AVG.	PF-DQ	AST	TO	BLK	STL	PTS-PPG
2020-21	8-17-25-1.4	27-0	24	22	0	13	51-2.8
2021-22	4-16-20-1.5	26-0	31	37	0	9	85-6.5
TOTALS	12-33-45-1.5	53-0	55	59	0	22	136-4.4

PLAYER BIOS



NATHANMcCLURE

#5

Junior | Guard
6-4 | 175
Houston, Texas
Concordia Lutheran (State Fair C.C.)

Birthdate: Feb. 18, 2000 (age 21)
Major: General Studies



MIKEDePERSIA

#10

Junior | Guard
5-11 | 175
Cherry Hill, N.J.
Haddonfield Memorial

Birthdate: Apr. 30, 2000 (age 21)
Major: Finance

CAREER/SEASON HIGHS

CAREER HIGH	CATEGORY	SEASON HIGH
16 at Youngstown St. (2/20/21)	PTS	10 vs. TAMUCC (11/16/2021)
7 - twice	REB	7 - twice
4 at Tennessee State (12/10/2021)	AST	4 at Tennessee State (12/10/2021)
4 - twice	FG	4 vs. UIC (1/10/22)
7 - 4x	FGA	7 - twice
3 at Green Bay (2/5/21)	3FG	2 vs. TAMUCC (11/16/2021)
6 vs. TAMUCC (11/16/2021)	3FGA	6 vs. TAMUCC (11/16/2021)
8 at Youngstown State (2/20/21)	FT	2 - twice
8 at Youngstown State (2/20/21)	FTA	2 - 3x
6 at Wright State (1/8/22)	STL	6 at Wright State (1/8/22)
1 - 4x	BLK	---
37 vs. UIC (1/10/22)	MIN	37 vs. UIC (1/10/22)

GAME-BY-GAME

Opponent	MIN	FG	3FG	FT	O-D-T	PF	A	TO	B	S	PTS
Anderson*	18	1-1	1-1	0-2	2-7-9	2	2	0	0	0	3
at Butler*	20	1-4	0-3	0-1	1-4-5	1	0	0	0	1	2
at Evansville*	29	2-6	1-3	0-0	0-3-3	3	1	0	0	0	5
vs. Denver*	24	3-7	1-4	0-0	2-3-5	3	0	0	0	1	7
vs. TAMUCC*	26	3-7	2-6	2-2	1-6-7	2	2	2	0	1	10
at UTSA*	22	2-4	1-3	0-0	1-1-2	2	0	0	0	1	5
Spalding*	27	2-6	0-3	1-2	2-5-7	1	1	0	0	0	5
Detroit Mercy*	12	0-2	0-1	0-0	0-2-2	2	0	1	0	0	0
Oakland*	20	1-1	0-0	0-0	0-2-2	4	0	2	0	0	2
at Tenn. St.	29	1-4	0-3	0-0	1-4-5	4	4	1	0	0	2
Chicgao St.	24	0-2	0-1	0-0	1-0-1	3	0	2	0	1	0
Morehead St.*	13	0-0	0-0	2-2	2-2-4	2	1	2	0	0	2
at Wright St.*	36	2-3	1-1	0-0	2-4-6	3	2	3	0	6	5
UIC*	37	4-6	1-3	0-0	2-4-6	3	0	4	0	2	9
at Green Bay											
at Milwaukee											
at Ohio State											
Wright St.											
Northern Ky.											
at Oakland											
at Detroit Mercy											
Y'town St.											
Robert Morris											
at Purdue FW											
at Cleveland St.											
at UIC											
at Robert Morris											
at Y'town St.											
Milwaukee											
Green Bay											
HL - 1st Rd.											
HL - 2nd Rd.											
HL Semis											
HL Finals											

* denotes starter

CAREER/SEASON HIGHS

CAREER HIGH	CATEGORY	SEASON HIGH
13 at Youngstown State (2/19/21)	PTS	9 vs. Oakland (12/4/2021)
9 vs. UIC (2/13/21)	REB	4 vs. Oakland (12/4/2021)
14 vs. UIC (2/12/21)	AST	3 - 5x
5 at Youngstown State (2/19/21)	FG	3 vs. Oakland (12/4/2021)
7 - 3x	FGA	6 vs. Oakland (12/4/2021)
2 vs. TAMUCC (11/16/2021)	3FG	2 vs. TAMUCC (11/16/2021)
4 - twice	3FGA	4 vs. TAMUCC (11/16/2021)
6 vs. Wright State (1/10/20)	FT	2 vs. Oakland (12/4/2021)
10 vs. Wright State (1/10/20)	FTA	3 vs. Oakland (12/4/2021)
3 - 5x	STL	2 vs. UIC (1/10/22)
1 - twice	BLK	---
38 - 3x	MIN	26 vs. UIC (1/10/22)

GAME-BY-GAME

Opponent	MIN	FG	3FG	FT	O-D-T	PF	A	TO	B	S	PTS
Anderson*	17	2-3	0-0	2-3	0-1-1	1	2	1	0	1	6
at Butler	16	0-0	0-0	0-2	0-1-1	1	1	0	0	0	0
at Evansville	19	1-2	0-0	0-0	0-2-2	5	3	1	0	1	2
vs. Denver	17	1-4	1-3	1-2	0-2-2	1	3	1	0	0	4
vs. TAMUCC	23	2-4	2-4	1-2	0-3-3	2	2	1	0	0	7
at UTSA											
Spalding											
Detroit Mercy	22	2-4	1-3	0-0	0-0-0	1	3	3	0	1	5
Oakland	21	3-6	1-3	2-3	1-3-4	2	3	0	0	0	9
at Tenn. St.*	17	0-3	0-1	0-0	0-1-1	0	0	1	0	0	0
Chicgao St.											
Morehead St.											
at Wright St.											
UIC	26	1-4	0-0	1-2	0-1-1	2	3	1	0	2	3
at Green Bay											
at Milwaukee											
at Ohio State											
Wright St.											
Northern Ky.											
at Oakland											
at Detroit Mercy											
Y'town St.											
Robert Morris											
at Purdue FW											
at Cleveland St.											
at UIC											
at Robert Morris											
at Y'town St.											
Milwaukee											
Green Bay											
HL - 1st Rd.											
HL - 2nd Rd.											
HL Semis											
HL Finals											

* denotes starter

CAREER STATS

Season	GP-GS	MIN-Avg	FG	Pct.	3FG	Pct.	FT	Pct.
2020-21	18-13	389-21.6	25-64	.391	13-38	.342	17-23	.739
2021-22	13-11	319-24.5	21-52	.404	7-31	.226	5-7	.714
TOTALS	31-24	708-22.8	46-116	.397	20-69	.290	22-30	.733

REBOUNDS

Season	O-D-REB-AVG.	PF-DQ	AST	TO	BLK	STL	PTS-PPG
2020-21	24-29-53-2.9	37-0	17	19	4	14	80-4.4
2021-22	15-40-55-4.2	33-0	11	17	0	13	54-4.2
TOTALS	39-69-108-3.5	70-0	28	36	4	27	134-4.3


CAREER STATS

Season	GP-GS	MIN-Avg	FG	Pct.	3FG	Pct.	FT	Pct.
2019-20	32-10	701-21.9	28-82	.341	4-34	.118	22-41	.537
2020-21	18-18	536-29.8	32-72	.444	8-27	.296	18-28	.643
2021-22	8-1	159-19.9	10-27	.370	5-14	.357	5-11	.455
TOTALS	58-29	1396-24.1	70-181	.387	17-75	.227	45-80	.563

REBOUNDS

Season	O-D-REB-AVG.	PF-DQ	AST	TO	BLK	STL	PTS-PPG
2019-20	22-48-70-2.2	60-1	85	42	0	33	82-2.6
2020-21	10-51-61-3.4	48-2	71	19	2	22	90-5.0
2021-22	1-13-14-1.8	14-1	18	8	0	4	30-3.8
TOTALS	33-112-145-2.5	122-4	174	69	2	59	202-3.5

PLAYER BIOS



AZARIAH SEAY
(AZ-uh-rye-uh) (SAY)

Senior | Guard
6-4 | 195
Montgomery, Ala.
Robert E. Lee (Blinn College)

Birthdate: Dec. 18, 1999 (age 22)
Major: General Studies

#12



CHUKS ISITUA
(CHOOKS) (ee-see-TOO-uh)

Freshman | Forward/Center
6-11 | 220
Lagos, Nigeria
Jack Yates [Texas]

Birthdate: Nov. 7, 2001 (age 20)
Major: Organizational Leadership

#23

CAREER/SEASON HIGHS

CAREER HIGH	CATEGORY	SEASON HIGH
17 vs. Morehead St. (12/21/2021)	PTS	17 vs. Morehead St. (12/21/2021)
6 vs. Spalding (11/23/2021)	REB	6 vs. Spalding (11/23/2021)
4 vs. Birmingham-Southern (11/14/18)	AST	2 - twice
8 vs. Morehead St. (12/21/2021)	FG	8 vs. Morehead St. (12/21/2021)
17 at Wright State (1/8/22)	FGA	17 at Wright State (1/8/22)
3 - twice	3FG	3 vs. Chicago State (12/16/2021)
6 at Wright State (1/8/22)	3FGA	6 at Wright State (1/8/22)
3 vs. TAMUCC (11/16/2021)	FT	3 vs. TAMUCC (11/16/2021)
6 vs. TAMUCC (11/16/2021)	FTA	6 vs. TAMUCC (11/16/2021)
4 vs. Chicago State (12/16/2021)	STL	4 vs. Chicago State (12/16/2021)
1 - twice	BLK	1 vs. Oakland (12/4/2021)
33 vs. Morehead St. (12/21/2021)	MIN	33 vs. Morehead St. (12/21/2021)

GAME-BY-GAME

Opponent	MIN	FG	3FG	FT	O-D-T	PF	A	TO	B	S	PTS
Anderson*	19	8-11	4-5	0-0	1-1-2	3	0	1	0	1	20
at Butler	20	2-8	0-4	2-2	2-2-4	3	0	1	0	0	6
at Evansville	12	0-3	0-3	0-0	0-1-1	1	0	2	0	0	0
vs. Denver	23	2-6	1-3	0-0	2-0-2	2	0	0	0	0	5
vs. TAMUCC	19	3-8	0-3	3-6	2-0-2	1	2	2	0	0	9
at UTSA	5	0-0	0-0	0-0	1-0-1	1	1	1	0	0	0
Spalding	18	3-4	1-2	1-2	2-4-6	2	0	3	0	0	8
Detroit Mercy	15	1-2	0-1	0-0	1-2-3	1	1	2	0	1	2
Oakland	9	0-1	0-1	0-0	0-1-1	2	0	2	1	0	0
at Tenn. St.	9	0-3	0-2	0-0	0-3-3	0	0	1	0	0	0
Chicgao St.	20	5-10	3-4	2-2	1-2-3	5	1	0	0	4	15
Morehead St.*	33	8-12	0-3	1-1	1-3-4	4	0	5	0	0	17
at Wright St.*	28	6-17	2-6	2-2	3-2-5	4	0	2	0	2	16
UIC*	18	2-7	0-4	2-2	1-0-1	0	2	0	0	0	6
at Green Bay											
at Milwaukee											
at Ohio State											
Wright St.											
Northern Ky.											
at Oakland											
at Detroit Mercy											
Y'town St.											
Robert Morris											
at Purdue FW											
at Cleveland St.											
at UIC											
at Robert Morris											
at Y'town St.											
Milwaukee											
Green Bay											
HL - 1st Rd.											
HL - 2nd Rd.											
HL Semis											
HL Finals											

* denotes starter

CAREER STATS

Season	GP-GS	MIN-Avg	FG	Pct.	3FG	Pct.	FT	Pct.
2018-19*	19-0	127-6.7	12-41	.293	6-24	.250	4-7	.571
2020-21	18-2	250-13.9	40-103	.388	15-49	.306	7-11	.636
2021-22	13-3	229-17.6	32-81	.395	7-36	.194	13-17	.765
TOTALS	31-5	479-15.5	72-184	.391	22-85	.259	20-28	.714

REBOUNDS

Season	O-D-REB-AVG.	PF-DQ	AST	TO	BLK	STL	PTS-PPG
2018-19*	8-9-7-0.9	21-0	8	7	1	6	34-1.8
2020-21	6-20-26-1.4	33-1	13	18	0	8	102-5.7
2021-22	16-20-36-2.8	26-1	7	21	1	7	84-6.5
TOTALS	22-40-62-2.0	59-2	20	39	1	15	186-6.0

*at Alabama State / TOTALS only reflect IUPUI totals

CAREER/SEASON HIGHS

CAREER HIGH	CATEGORY	SEASON HIGH
10 at UTSA (11/17/2021)	PTS	10 at UTSA (11/17/2021)
5 vs. Chicago State (12/16/2021)	REB	5 vs. Chicago State (12/16/2021)
1 - 3x	AST	1 - 3x
4 at UTSA (11/17/2021)	FG	4 at UTSA (11/17/2021)
5 vs. Oakland (12/4/2021)	FGA	5 vs. Oakland (12/4/2021)
---	3FG	---
---	3FGA	---
3 vs. Spalding (11/23/2021)	FT	3 vs. Spalding (11/23/2021)
4 vs. Spalding (11/23/2021)	FTA	4 vs. Spalding (11/23/2021)
2 vs. Detroit Mercy (12/2/2021)	STL	2 vs. Detroit Mercy (12/2/2021)
2 - twice	BLK	2 - twice
24 at UTSA (11/17/2021)	MIN	24 at UTSA (11/17/2021)

GAME-BY-GAME

Opponent	MIN	FG	3FG	FT	O-D-T	PF	A	TO	B	S	PTS
Anderson*	16	2-3	0-0	3-4	1-4-5	1	0	1	0	0	7
at Butler	18	1-1	0-0	2-2	0-0-0	2	0	2	2	0	4
at Evansville	13	1-2	0-0	0-2	0-1-1	1	0	2	0	0	2
vs. Denver	7	0-1	0-0	0-0	0-2-2	4	0	1	0	0	0
vs. TAMUCC	13	2-3	0-0	2-3	0-2-2	4	0	0	0	0	6
at UTSA	24	4-4	0-0	2-2	1-2-3	1	1	1	2	1	10
Spalding	16	1-2	0-0	3-4	1-1-2	4	1	3	1	0	5
Detroit Mercy	17	1-1	0-0	1-2	2-2-4	3	0	0	1	2	3
Oakland	19	2-5	0-0	0-0	0-3-3	5	0	1	0	0	4
at Tenn. St.*	16	0-1	0-0	2-2	2-0-2	2	1	1	1	0	2
Chicgao St.*	12	2-3	0-0	0-2	3-2-5	0	0	1	0	0	4
Morehead St.*	16	1-4	0-0	0-0	1-1-2	1	0	0	0	0	2
at Wright St.	12	2-3	0-0	0-0	1-2-3	1	0	4	0	0	4
UIC	11	2-3	0-0	0-0	0-1-1	2	0	0	0	1	4
at Green Bay											
at Milwaukee											
at Ohio State											
Wright St.											
Northern Ky.											
at Oakland											
at Detroit Mercy											
Y'town St.											
Robert Morris											
at Purdue FW											
at Cleveland St.											
at UIC											
at Robert Morris											
at Y'town St.											
Milwaukee											
Green Bay											
HL - 1st Rd.											
HL - 2nd Rd.											
HL Semis											
HL Finals											

* denotes starter

CAREER STATS

Season	GP-GS	MIN-Avg	FG	Pct.	3FG	Pct.	FT	Pct.
2021-22	13-3	195-15.0	19-33	.576	0-0	.000	12-19	.632
TOTALS	13-3	195-15.0	19-33	.576	0-0	.000	12-19	.632

REBOUNDS

Season	O-D-REB-AVG.	PF-DQ	AST	TO	BLK	STL	PTS-PPG
2021-22	11-19-30-2.3	30-1	3	16	7	4	50-3.8
TOTALS	11-19-30-2.3	30-1	3	16	7	4	50-3.8

PLAYER BIOS



JONAH CARRASCO (cuh-RASS-ko) **#24**

Senior | Forward
6-9 | 220
Wichita, Kan.
Wichita North (Otero J.C.)

Birthdate: Jan. 19, 1999 (age 22)
Major: General Studies

CAREER/SEASON HIGHS

CAREER HIGH	CATEGORY	SEASON HIGH
10 vs. UIC (1/10/22)	PTS	10 vs. UIC (1/10/22)
7 at UTSA (11/17/2021)	REB	7 at UTSA (11/17/2021)
1 vs. Detroit Mercy (12/2/2021)	AST	1 vs. Detroit Mercy (12/2/2021)
4 - twice	FG	4 - twice
5 vs. Spalding (11/23/2021)	FGA	5 vs. Spalding (11/23/2021)
---	3FG	---
---	3FGA	---
3 vs. Detroit Mercy (12/2/2021)	FT	3 vs. Detroit Mercy (12/2/2021)
4 - twice	FTA	4 - twice
1 - twice	STL	1 at Wright State (1/8/2022)
2 - 3x	BLK	2 - 3x
29 vs. UIC (1/10/22)	MIN	29 vs. UIC (1/10/22)

GAME-BY-GAME

Opponent	MIN	FG	3FG	FT	O-D-T	PF	A	TO	B	S	PTS
Anderson	12	1-7	0-0	0-0	2-2-4	1	0	0	0	0	2
at Butler*	17	1-2	0-0	0-2	0-0-0	3	0	0	1	0	2
at Evansville*	13	3-4	0-0	1-1	0-1-1	2	0	0	0	0	7
vs. Denver*	17	0-1	0-0	0-0	3-3-6	2	0	3	0	0	0
vs. TAMUCC*	6	0-1	0-0	0-0	1-3-4	3	0	0	2	0	0
at UTSA*	15	1-2	0-0	1-2	4-3-7	1	0	0	0	0	3
Spalding*	19	4-5	0-0	0-1	4-2-6	2	0	1	2	0	8
Detroit Mercy*	19	1-3	0-0	3-4	0-2-2	2	1	0	0	0	5
Oakland*	17	0-1	0-0	2-2	0-3-3	1	0	1	0	0	2
at Tenn. St.	12	1-3	0-0	0-0	1-0-1	2	0	1	0	0	2
Chicgao St.	16	0-1	0-0	0-0	2-1-3	1	0	1	2	0	0
Morehead St.	22	0-3	0-0	2-4	3-2-5	4	0	0	1	0	2
at Wright St.*	22	2-4	0-0	1-2	1-2-3	4	0	1	0	1	5
UIC*	29	4-4	0-0	2-2	2-2-4	2	0	3	1	0	10
at Green Bay											
at Milwaukee											
at Ohio State											
Wright St.											
Northern Ky.											
at Oakland											
at Detroit Mercy											
Y'town St.											
Robert Morris											
at Purdue FW											
at Cleveland St.											
at UIC											
at Robert Morris											
at Y'town St.											
Milwaukee											
Green Bay											
HL - 1st Rd.											
HL - 2nd Rd.											
HL Semis											
HL Finals											


* denotes starter

CAREER STATS

Season	GP-GS	MIN-Avg	FG	Pct.	3FG	Pct.	FT	Pct.
2020-21	14-0	50-3.6	2-4	.500	0-0	.000	0-1	.000
2021-22	13-10	223-17.2	17-34	.500	0-0	.000	12-20	.600
TOTALS	27-10	273-10.1	19-38	.500	0-0	.000	12-21	.571

REBOUNDS

Season	O-D-REB-AVG.	PF-DQ	AST	TO	BLK	STL	PTS-PPG
2020-21	2-3-5-0.4	10-0	0	6	3	1	4-0.3
2021-22	21-24-45-3.5	29-0	1	11	9	1	46-3.5
TOTALS	23-27-50-1.9	39-0	1	17	12	2	50-1.9



BOSTON STANTON III **#25**

Freshman | Guard
6-5 | 190
Denver, Colorado
Denver East

Birthdate: Mar. 19, 2003 (age 18)
Major: Psychology

CAREER/SEASON HIGHS

CAREER HIGH	CATEGORY	SEASON HIGH
10 at Wright State (1/8/2022)	PTS	10 at Wright State (1/8/2022)
5 vs. Denver (11/15/2021)	REB	5 vs. Denver (11/15/2021)
3 - 3x	AST	3 - 3x
3 - twice	FG	3 - twice
10 vs. Morehead State (12/21/2021)	FGA	10 vs. Morehead State (12/21/2021)
2 - 3x	3FG	2 - 3x
7 vs. Detroit Mercy (12/2/2021)	3FGA	7 vs. Detroit Mercy (12/2/2021)
2 - 3x	FT	2 - 3x
3 vs. Chicago State (12/16/2021)	FTA	3 vs. Chicago State (12/16/2021)
2 vs. UIC (1/10/22)	STL	2 vs. UIC (1/10/22)
1 vs. TAMUCC (11/16/2021)	BLK	1 vs. TAMUCC (11/16/2021)
32 vs. Morehead State (12/21/2021)	MIN	32 vs. Morehead State (12/21/2021)

GAME-BY-GAME

Opponent	MIN	FG	3FG	FT	O-D-T	PF	A	TO	B	S	PTS
Anderson	23	0-5	0-1	2-3	0-5-5	1	7	2	0	0	2
at Butler*	23	2-4	1-3	0-0	0-1-1	0	3	1	0	1	5
at Evansville*	21	1-6	1-4	0-0	0-3-3	1	1	2	0	0	3
vs. Denver*	18	1-5	0-2	0-2	0-5-5	1	3	2	0	0	2
vs. TAMUCC*	12	1-1	1-1	0-0	0-3-3	1	2	4	1	0	3
at UTSA*	28	2-7	1-2	0-0	0-3-3	2	3	4	0	0	5
Spalding*	26	2-8	2-6	2-2	0-0-0	2	2	3	0	0	8
Detroit Mercy*	19	2-9	2-7	0-0	0-0-0	0	0	2	0	0	6
Oakland*	26	1-8	0-3	0-1	1-0-1	1	0	3	0	0	2
at Tenn. St.*	18	2-5	1-2	0-0	0-3-3	1	0	2	0	0	5
Chicgao St.*	31	2-9	1-5	1-3	0-1-1	2	0	2	0	0	6
Morehead St.*	32	1-10	0-5	2-2	1-1-2	2	1	2	0	1	4
at Wright St.*	26	3-8	2-3	2-2	0-1-1	4	1	2	0	1	10
UIC*	23	3-4	1-1	0-0	0-3-3	0	1	2	0	2	7
at Green Bay											
at Milwaukee											
at Ohio State											
Wright St.											
Northern Ky.											
at Oakland											
at Detroit Mercy											
Y'town St.											
Robert Morris											
at Purdue FW											
at Cleveland St.											
at UIC											
at Robert Morris											
at Y'town St.											
Milwaukee											
Green Bay											
HL - 1st Rd.											
HL - 2nd Rd.											
HL Semis											
HL Finals											

* denotes starter

CAREER STATS

Season	GP-GS	MIN-Avg	FG	Pct.	3FG	Pct.	FT	Pct.
2021-22	13-13	305-23.5	23-84	.274	13-44	.295	7-12	.583
TOTALS	13-13	305-23.5	23-84	.274	13-44	.295	7-12	.583

REBOUNDS

Season	O-D-REB-AVG.	PF-DQ	AST	TO	BLK	STL	PTS-PPG
2021-22	2-24-26-2.0	19-0	17	31	1	5	66-5.1
TOTALS	2-24-26-2.0	19-0	17	31	1	5	66-5.1

PLAYER BIOS



DIMITAR PANDEV

(DIM-ee-tar) (PAN-dev)

#33

Senior | Forward

6-10 | 225

Strumica, Macedonia

The Skill Factory (Clarendon College)

Birthdate: Oct. 9, 1997 (age 24)

Major: General Studies

CAREER/SEASON HIGHS

CAREER HIGH	CATEGORY	SEASON HIGH
11 vs. Morehead State (12/21/2021)	PTS	11 vs. Morehead State (12/21/2021)
6 vs. Cleveland State (1/1/21)	REB	5 at Tennessee State (12/10/2021)
3 vs. Cleveland State (1/1/21)	AST	2 vs. Spalding (11/23/2021)
3 - 3x	FG	3 - 3x
7 vs. Tennessee State (12/12/20)	FGA	5 vs. Spalding (11/23/2021)
2 vs. Morehead State (12/21/2021)	3FG	2 vs. Morehead State (12/21/2021)
3 - twice	3FGA	3 vs. Spalding (11/23/2021)
3 vs. Morehead State (12/21/2021)	FT	3 vs. Morehead State (12/21/2021)
6 vs. Morehead State (12/21/2021)	FTA	6 vs. Morehead State (12/21/2021)
1 - twice	STL	1 vs. Spalding (11/23/2021)
1 - twice	BLK	1 at Tennessee State (12/10/2021)
18 vs. Morehead State (12/21/2021)	MIN	18 vs. Morehead State (12/21/2021)

GAME-BY-GAME

Opponent	MIN	FG	3FG	FT	O-D-T	PF	A	TO	B	S	PTS
Anderson	11	2-2	0-0	0-0	2-5-7	2	0	1	0	0	4
at Butler	3	1-1	0-0	0-0	0-0-0	0	0	0	0	0	2
at Evansville	4	0-1	0-0	0-0	0-1-1	0	0	0	0	0	0
vs. Denver	4	0-0	0-0	0-0	0-0-0	0	0	1	0	0	0
vs. TAMUCC	12	1-2	0-0	0-0	0-2-2	0	0	0	0	0	2
at UTSA	1	1-1	0-0	0-0	0-0-0	1	0	0	0	0	2
Spalding	16	3-5	1-3	0-0	1-3-4	0	2	1	0	1	7
Detroit Mercy	4	0-1	0-1	0-0	2-1-3	1	0	2	0	0	0
Oakland	4	0-1	0-0	0-0	1-2-3	1	0	2	0	0	0
at Tenn. St.	13	3-4	0-0	2-3	1-4-5	0	0	1	1	0	8
Chicagao St.	5	0-1	0-0	0-0	0-1-1	0	0	0	0	0	0
Morehead St.	18	3-3	2-2	3-6	1-2-3	4	0	0	0	0	11
at Wright St.	11	0-3	0-1	0-0	1-1-2	1	0	2	0	0	0
UIC	did not play										
at Green Bay											
at Milwaukee											
at Ohio State											
Wright St.											
Northern Ky.											
at Oakland											
at Detroit Mercy											
Y'town St.											
Robert Morris											
at Purdue FW											
at Cleveland St.											
at UIC											
at Robert Morris											
at Y'town St.											
Milwaukee											
Green Bay											
HL - 1st Rd.											
HL - 2nd Rd.											
HL Semis											
HL Finals											

* denotes starter


CAREER STATS

Season	GP-GS	MIN-Avg	FG	Pct.	3FG	Pct.	FT	Pct.
2020-21	7-3	60-8.6	4-17	.235	2-8	.250	1-3	.333
2021-22	12-0	95-7.9	12-23	.522	3-7	.429	5-9	.556
TOTALS	19-3	155-8.2	16-40	.400	5-15	.333	6-12	.500

REBOUNDS

Season	O-D-REB-AVG.	PF-DQ	AST	TO	BLK	STL	PTS-PPG
2020-21	5-8-13-1.9	5-0	4	4	1	1	11-1.6
2021-22	7-17-24-2.0	8-0	2	9	1	1	32-2.7
TOTALS	12-25-37-1.9	13-0	6	13	2	2	43-2.3

2021-2022 REDSHIRTS



ZACH GUNN

Grad Student | Forward

6-6 | 210

Fishers, Ind.

Hamilton Southeastern (Ball State)

Birthdate: Nov. 6, 1998 (age 23)

Major: Organizational Leadership MS

#15

CAREER/SEASON HIGHS

CAREER HIGH	CATEGORY	SEASON HIGH
17 vs. Tiffin (11/27/18)	PTS	
9 at Buffalo (1/29/19)	REB	
4 vs. Toledo (2/17/18)	AST	
5 - 3x	FG	
13 vs. Kent State (3/8/18)	FGA	
5 vs. Kent State (3/8/18)	3FG	
11 vs. Kent State (3/8/18)	3FGA	
5 - twice	FT	
6 - twice	FTA	
1 - 11x	STL	
3 at Bucknell (11/22/17)	BLK	
28 vs. Kent State (2/2/19)	MIN	


CAREER STATS

Season	GP-GS	MIN-Avg	FG	Pct.	3FG	Pct.	FT	Pct.
2017-18*	25-0	359-14.4	40-110	.364	23-72	.319	21-27	.778
2018-19*	27-0	386-14.3	44-110	.400	34-95	.358	23-28	.821
2019-20*	Did not play - redshirted							
2020-21*	17-3	176-10.4	20-46	.435	14-35	.400	4-5	.800
TOTALS	0-0	0-0.0	0-0	.000	0-0	.000	0-0	.000

REBOUNDS

Season	O-D-REB-AVG.	PF-DQ	AST	TO	BLK	STL	PTS-PPG
2017-18*	12-58-70-2.8	53-3	18	24	9	5	124-5.0
2018-19*	10-67-77-2.9	50-3	11	9	2	4	145-5.4
2019-20*	Did not play - redshirted						
2020-21*	7-30-37-2.2	30-1	7	6	2	2	58-3.4
TOTALS	0-0-0-0.0	0-0	0	0	0	0	0-0.0

*at Ball State | TOTALS only reflect IUPUI totals



KALEB EDWARDS

Freshman | Guard

6-3 | 175

Fishers, Ind.

Guerin Catholic

Birthdate: May 22, 2003 (age 18)

Major: Business

#11



DEREK PETERSEN

R-Freshman | Guard

6-2 | 175

Greenwood, Ind.

Greenwood Christian (Hope College)

Birthdate: May 21, 2001 (age 20)

Major: Computer Engineering

#20

2022-2023 SIGNEEs



KHARYE CAYNE

Junior | Forward
6-10
Raleigh, N.C.
USC Salkehatchie

QUICK NOTES

- Averaged 7.6 points, 8.8 rebounds and 4.5 blocked shots per game as a red-shirt freshman at USC Salkehatchie while shooting 61 percent from the floor and 46 percent from three-point range
- Was invited to the All-American JUCO Showcase in July 2021
- Redshirted as a true freshman at Hutchinson J.C. in 2019-20




COOPER DEWITT

Junior | Guard
6-6
Pasco, Wash.
North Idaho College

QUICK NOTES

- Averaged 8.8 points, 4.5 rebounds and 4.3 assists per game as a freshman at North Idaho College while shooting 50 percent overall and 41.2 percent from three in 2020-21
- Named Mid-Columbia Conference Player of the Year and Defensive Player of the Year as a senior at Chiawana (Wash.) High School after averaging 14 points and 6 assists per game




DAYLAN HAMILTON

Junior | Guard
6-3
Houston, Texas
Triton College

QUICK NOTES

- Played the 2020-21 season at Western Michigan where he averaged 3.0 points and 0.9 rebounds per game in 15 appearances
- Averaged 26 points per game as a senior at Klein Forest (Texas) High School, earning Texas Association of Basketball Coaches' Class 6A First Team All-State honors
- Named the District 15-6A Most Valuable Player and All-Region honoree




AMHAD JARRARD

Freshman | Guard
6-5
Indianapolis, Ind.
Mt. Vernon H.S.

QUICK NOTES

- 2021 Hancock County Player of the Year and two-time Hoosier Heritage Conference honoree
- Was an honorable mention underclass All-State selection
- Averaged 12.9 points, 3.5 rebounds and 2.6 assists per game as a junior while shooting 55 percent from the floor
- Averaged 10.7 points, 4.7 rebounds and 3.4 assists per game his sophomore season



ARMON JARRARD

Freshman | Guard
6-3
Indianapolis, Ind.
Mt. Vernon H.S.

QUICK NOTES

- Named First Team All-Hancock County as a junior and underclass All-State
- Averaged 12.8 points, 4.0 rebounds, 2.3 assists and 2.2 steals per game as a junior while knocking down 42 percent from three-point range
- He and his twin brother helped Mt. Vernon to a 17-7 mark as juniors and a sectional title

FORMER JAGUARS IN THE PROS

George Hill - Milwaukee Bucks (NBA)

- averaging 7.7 ppg, 3.4 rpg and 2.5 apg this season
- 14th season in the NBA
- averages 10.9 ppg, 3.1 rpg and 3.1 apg for his career (841 games)

Elyjah Goss - Borås Basket (Sweden)

- averaging 8.5 ppg and 6.5 rpg in his first season
- Borås Basket (10-5) is ranked No. 3 in the Sweden Basketligan and is amidst a six-game winning streak

Marcus Burk - Grand Rapids Gold (NBA G League)

- averaging 6.6 ppg and ranks among the league leaders in 3FG% (44.7%)
- was recently flanked by four former NBA players on the court for Grand Rapids: Isaiah Thomas, Lance Stephenson & Nik Stauskas

Ahmed Ismail - Doha Club (Saudi Arabia)

- Averaging 25.0 ppg, 16.0 rpg and 1.5 bpg in four games for Doha
- Recently had a double-double of 26 pts, 31 reb and 4 blk

Alex Young - Al Sharjah (UAE ULB)

Robert Glenn - Metros (Dominican Republic LNB)

D.J. McCall - Albacete (Spanish LEB Silver)

Kellon Thomas - Columbus Condors (TBL)



LAST FOUR BOX SCORES

GAME #10 • CHICAGO STATE 61, IUPUI 55 (INDIANAPOLIS - INDIANA FARMERS COLISEUM)

Chicago St. - 61															Record: 4-7														
NO.	Name	Min	FG M-A	3P M-A	FT M-A	Rebounds OR DR TOT	Fouls PF FD	TP	AS	TO	ST	Blocks BS BA	+/-		Shooting By Period														
15	Coreyoun Rushin	F 32:37	2-4	0-0	0-0	5	4	9	2	3	4	3	3	1	2	0	3	1 st FG%	9-31	29.0%									
22	Teddy Bayi Ba Mendeng	F 20:12	0-0	0-0	0-1	3	5	8	4	1	0	0	0	2	0	4	0	3PT%	5-18	27.8%									
5	Favour Chukwukelu	G 23:29	1-5	0-3	1-2	0	4	4	1	1	3	2	0	2	0	1	8	FT%	4-7	57.1%									
11	Brandon Betson	G 37:17	5-11	4-8	1-1	2	4	6	1	5	15	3	5	0	0	0	2	2 nd FG%	10-20	50.0%									
24	Jahsean Corbett	G 26:09	4-12	1-5	5-7	2	4	6	3	5	14	0	8	0	0	0	-10	3PT%	5-12	41.7%									
2	Dominique Alexander	G 32:53	4-10	3-8	6-6	4	3	7	4	4	17	1	2	0	0	0	6	FT%	9-10	90%									
25	Noah Bigirumwami	09:08	1-4	0-1	0-0	1	1	2	2	0	2	0	2	0	0	2	-6	GM FG%	19-51	37.3%									
0	Jameon Harris	06:50	0-1	0-1	0-0	0	1	1	1	0	0	0	0	0	0	0	-1	3PT%	10-30	33.3%									
10	Carlo Marble	12:25	2-4	2-4	0-0	1	1	2	1	0	6	0	1	0	0	0	8	FT%	13-17	76.5%									
Team						0	2	2			0						Dead Ball Rebounds: 2, 0												
Totals															19-51	10-30	13-17	18	29	47	19	19	61	9	24	3	6	3	6

Technical Fouls:NONE

IUPUI - 55										Record: 1-9																						
NO.	Name	Min	FG M-A	3P M-A	FT M-A	Rebounds OR DR TOT	Fouls PF FD	TP	AS	TO	ST	Blocks BS BA	+/-	Shooting By Period																		
23	Chuks Isitua	F 12:36	2-3	0-0	0-2	3	2	5	0	3	4	0	1	0	0	-11	1 st FG%	6-27	22.2%													
00	B.J. Maxwell	G 32:42	6-11	3-4	5-5	2	2	4	4	20	1	0	2	0	1	0	3PT%	2-11	18.2%													
1	KJ Pruitt	G 19:01	1-3	0-0	3-6	0	2	2	1	4	5	2	2	1	0	0	FT%	3-9	33.3%													
4	Bakari LaStrap	G 21:13	1-8	0-1	3-4	0	0	0	1	3	5	2	1	1	0	3	2 nd FG%	11-26	42.3%													
25	Boston Stanton III	G 31:37	2-9	1-5	1-3	0	1	1	2	3	6	0	2	0	0	1	3PT%	5-8	62.5%													
24	Jonah Carrasco	15:56	0-1	0-0	0-0	2	1	3	1	0	0	0	1	0	2	0	FT%	11-13	84.6%													
5	Nathan McClure	23:31	0-2	0-1	0-0	1	0	1	3	0	0	0	2	1	0	1	GM FG%	17-53	32.1%													
33	Dimitar Pandev	04:34	0-1	0-0	0-0	0	1	1	0	0	0	0	0	0	0	0	3PT%	7-19	36.8%													
2	Bobby Harvey	18:35	0-5	0-4	0-0	0	1	1	2	0	0	0	1	0	1	0	FT%	14-22	63.6%													
12	Azariah Seay	20:15	5-10	3-4	2-2	1	2	3	5	1	15	1	0	4	0	0	Dead Ball Rebounds: 4, 0															
Team						2		4		6				0		1																
Totals			17-53		7-19		14-22		11		16		27		19		19		55		6		11		9		3		6		-6	

Technical Fouls:NONE

	CSU	IUPUI	Points from Turnovers	CSU	IUPUI	Period by Period Scoring				
Biggest lead	19 (2 nd 9:22)	4 (1 st 8:35)	4	22		1 st	2 nd	TOT		
Best Scoring Run	12(2 nd 17:37)	7(2 nd 6:33)	Paint	18	16	CSU	27	34	61	
Lead Changes	4		Second Chance	5	5		IUPUI	17	38	55
Times Tied	1		Fast Breaks	5	5					
Time with Lead	34:34	03:11	Bench	25	15					

GAME #11 • MOREHEAD STATE 80, IUPUI 52 (INDIANAPOLIS - INDIANA FARMERS COLISEUM)

Morehead St. - 80										Record: 8-5																						
NO.	Name	Min	FG		3P		FT		Rebounds		Fouls		TP	AS	TO	ST	Blocks		+/-													
			M	A	M	A	M	A	OR	DR	PF	FD					BS	BA														
4	Johni Broome	F 27:36	5	8	0	1	3	5	6	11	1	5	13	2	2	2	0	0	28													
5	Skyelar Potter	G 23:09	1	6	0	5	4	4	2	1	3	3	7	6	2	1	0	0	15													
21	Tray Hollowell	G 30:10	5	9	4	7	3	3	0	3	3	2	2	17	3	3	1	0	15													
24	Jake Wolfe	G 21:28	3	6	1	3	2	2	1	1	2	1	4	9	0	1	1	1	25													
55	Talton Cooper	G 24:07	0	3	0	1	0	0	0	4	4	2	0	0	2	1	0	0	16													
2	Jaylen Seabree	15:29	2	2	0	0	0	0	1	0	1	1	1	4	0	1	0	0	10													
11	Jaylan Hall	24:11	5	8	4	5	1	2	1	1	2	2	15	3	1	2	1	0	33													
22	LJ Bryan	08:40	1	2	0	0	4	4	2	6	2	1	6	0	0	0	0	0	-6													
3	Drew Thelwell	12:03	2	3	2	3	0	0	0	1	1	1	0	6	0	1	0	0	9													
0	Tyzhaun Claude	06:47	1	3	0	0	2	2	0	1	1	0	2	4	2	1	0	0	-1													
1	Tucson Redding	05:02	0	0	0	0	0	0	0	0	0	0	2	0	0	0	0	0	-4													
15	Braden May	01:18	0	1	0	1	0	3	0	0	0	0	1	0	0	0	0	0	0													
Team									0		0		0		0		0		0													
Totals			25-51		11-26		19-25		14		20		34		17		24		80		14		12		6		2		1		28	
Technical Fouls: NONE																																

Technical Fouls:NONE

IUPUI - 52										Record: 1-10												
NO.	Name	Min	FG M-A	3P M-A	FT M-A	Rebounds OR DR TOT	Fouls PF FD	TP	AS	TO	ST	Blocks BS BA	+/-	Shooting By Period								
23	Chuks Isitua	F 16:34	1-4	0-0	0-0	1	1	2	1	2	2	0	0	0	0	-20	1 st FG%	10-25	40.0%			
00	B.J. Maxwell	G 31:20	1-7	1-6	0-0	0	1	1	4	0	3	0	1	0	0	-20	3PT%	0-9	0.0%			
5	Nathan McClure	G 13:14	0-0	0-0	2-2	2	2	4	2	2	2	1	2	0	0	-7	FT%	3-7	42.9%			
12	Azariah Seay	G 33:32	8-12	0-3	1-1	1	3	4	4	1	17	0	5	0	0	-28	2 nd FG%	9-25	36.0%			
25	Boston Stanton III	G 31:38	1-10	0-5	2-2	1	1	2	2	1	4	1	2	1	0	-24	3PT%	3-7	42.9%			
4	Bakari LaStrap	34:46	5-11	0-0	1-1	2	2	4	3	4	11	3	5	0	0	-28	FT%	8-9	88.9%			
24	Jonah Carrasco	21:17	0-3	0-0	2-4	3	2	5	4	4	2	0	0	1	1	-11	GM FG%	19-50	38.0%			
33	Dimitar Pandev	17:39	3-3	2-2	3-6	1	2	3	4	3	11	0	0	0	0	-2	3PT%	3-16	18.8%			
																	FT%	11-16	68.8%			
Team						2	1	3			0	1					Dead Ball Rebounds: 3.0					
Totals			19-50	3-16	11-16	13	15	28	24	17	52	5	16	1	1	2	-28					